



CRAWFORD COUNTY
MEMORIAL HOSPITAL

2019
Community Health Needs
Assessment Report and
Implementation Strategy

Table of Contents

Executive Summary.....	3
Definition of community served	4
2016 Implementation Strategy Report	4
Processes and Methods Used to Conduct the 2019 CHNA	6
Sources of Data	7
Analytical Methods	8
Information Gaps	8
Collaborating Organizations	9
Community Input	10
Prioritized list of Identified Community Health Needs	10
Existing Health Care Facilities and Resources	12
Implementation Strategies	12
Summary	14
Contact Information	14
Key Informant Team Members.....	15
Appendix A – Primary Service Area Map	
Appendix B – Zip Code Analysis	
Appendix C – CHNA Community Survey	
Appendix D – CHNA Community Survey Results	
Appendix E – Crawford County Health Rankings	
Appendix F – CHNA Survey News Release	

Executive Summary

With the implementation of the Patient Protection and Affordable Care Act (PPACA) in 2010, every health care organization in the United States is required to complete a Community Health Needs Assessment (CHNA) once every 3-5 years. As such, these organizations are tasked with identifying community health needs for action by engaging other interested community partners and surveying residents in the community served.

With input from these sources, as well as research into the current health statistics and data, an implementation strategy must be adopted by the end of the same taxable year in which the CHNA was conducted.

The CHNA is considered to be conducted in the taxable year the written report of its findings is made widely available to the public

The implementation strategy is considered to be adopted when it is approved by the governing body of the health care organization.

All Crawford County health care organizations are in compliance in preparing the Community Health Needs Assessment plan and written implementation strategies. Community health statistics compiled by governmental and educational entities, along with a blind community survey and community input meetings, were used to determine needs and strategies. From these identified needs and strategies, a written implementation plan was devised.

The Patient Protection and Affordable Care Act was designed with several outcomes in mind including an increase in access to health care services, reduction of costs related to service delivery, and an improved quality of care. The written implementation strategies address each of these outcomes with an overarching goal of providing services that will benefit the entire community.

Definition of the Community Served

The health care organizations in Crawford County serve approximately 18,000 people in Denison, Iowa, and Crawford County. Crawford County Memorial Hospital also serves an additional 5,000 residents in communities and rural areas in the neighboring counties in Iowa of Harrison, Shelby, Ida, Sac, Carroll, and Monona. This is primarily attributable to the geographic nature of the location of Crawford County Memorial Hospital. Maps of the primary service area are attached as **Appendix A** to this report. A zip code analysis is also attached as **Appendix B**.

2016 Implementation Strategy Report

Based on the health needs priorities identified in the 2016 Community Health Needs Assessment report, the following activities were undertaken and completed to meet community health needs in collaboration with other community, governmental, civic, and faith-based groups.

Priority I. Mental Health

- CCMH prepared and distributed a brochure outlining the counseling services available through Jim Greenwood and Jill Wonder at the City Center Clinic. Information was also provided to the community through social media (Facebook & Twitter) and the CCMH website, as well as advertising those services through traditional media. Informational news stories brought attention to mental health services around the holidays and during mental health awareness month.

- CCMH provides free transportation for patients to meet with mental health counselors at CCMH, Plains Area Mental Health Center, and Jackson Family Recovery Center.

- CCMH counselors provide counseling services to students at schools in Crawford County and surrounding communities.

- Through a partnership with Rolling Hills mental health region, tele-health mental health services are now available in the Emergency department at CCMH for those in crisis.

- CCMH assists mental health patients and their families in accessing health insurance, Medicare, or Medicaid to help pay for those services. CCMH has financial counselors available free of charge to help patients understand their insurance options.

Priority II. Senior Health

- CCMH provides free transportation services for any senior who needs a ride to a medical appointment.

- Through a partnership with the Hospital Foundation of Crawford County (HFCC), the Good Samaritan Center Thrift Shop provides clothing, some durable medical equipment (e.g. shower chairs, walkers, canes, crutches, wheel chairs, etc.), and other household goods at greatly reduced prices.

- CCMH sponsors a free annual Holiday Dinner for seniors in cooperation with Denison Community Schools.

- CCMH supports the Denison Senior Center through projects to encourage more seniors to participate at the daily meals, Meals-on-Wheels, etc.

Priority III. Minority Population Health Outreach

- CCMH provides 6-full time interpreters to partner with the Spanish-speaking populations to help guide them through their health care experience.

- CCMH provides Language Line services for Sudanese, Burmese and other non-English speaking minority populations.

- CCMH partners with the Cultural Diversity Committee to help address on-going community needs for minority populations.

- CCMH cooperates with Western Iowa Tech Community College and Denison Job Corps to help minority populations gain the education and training for careers in the health field. Several CCMH employees function as instructors and tutors to assist students in their education.

- CCMH has hired Spanish-speaking and minority health professionals to integrate populations into health management.

- CCMH collaborates with other community groups including Crossroads of Crawford County, Crawford County Home Health, Hospice, and Public Health, and the Department of Human Services to provide information, education and activities designed to discourage teen pregnancy, STD/STI, physical and sexual abuse, and substance abuse.

Processes and Methods Used to Conduct the 2019 CHNA

The Community Health Needs Assessment data gathering for this report and implementation methods came from several different approaches. These approaches included:

1. Existing Data Approach - Current existing statistical data is used to obtain insights about the well-being of people in Crawford County, Iowa. Sources of this existing data include the Iowa Department of Public Health, and the University of Wisconsin survey of health data for each county in Iowa, and others.
2. Community Survey Approach – A public survey, attached as **Appendix C**, was posted to the internet and Crawford County residents were invited to take part. Additionally, the survey was sent to major employers who were asked to forward the link to the survey for their employees to participate. A total of 252 surveys, in English and Spanish, were taken and the data compiled for this report as **Appendix D**.

3. Key Informant Approach - The Key Informant Approach identifies community leaders and decision makers who are knowledgeable about the community and can accurately identify priority needs and concerns. In this particular instance, leaders from the healthcare community in Crawford County including hospital, public health, nursing home, assisted living, mental health, veteran's affairs, and private businesses were invited to take part in the needs discovery and discussion.

Sources and Dates of Existing Data

Data from the 2016 Iowa State Summary of Behavioral Risk Surveillance System (BRFSS) (<http://idph.iowa.gov/Portals/1/Files/BRFSS/2016BRFSSAnnualReport.pdf>) Annual Report, as well as the 2017 U.S. News and World Report Healthiest Community Ratings (<https://www.usnews.com/news/healthiest-communities/iowa/crawford-county>), and the 2019 Crawford County Health Rankings from the Robert J. Woods Foundation (**Appendix E**), were used in guiding the design of the CHNA online survey and the key informant meeting.

Culturally competent care continues to be an important topic due to the wide ranges of cultures in Crawford County. Most Central American and South American countries are represented in Crawford County as well as many from African nations and East Asian countries unfamiliar with American medicine and the processes for healthcare.

For these new residents, the stresses of daily living in a different culture induce binge drinking, workplace and domestic violence, high rates of sexually transmitted diseases (STDs) and poverty as some of the symptoms of the mental and physical health issues that confront many minority population residents.

As noted in the previous section, to address some of these concerns, the Community Health Needs Assessment survey was translated into Spanish. The Spanish-language interpreters at CCMH assisted in gathering survey data.

Analytical Methods

The preliminary results of the Crawford County health surveys, as well as the sources of existing data as noted above, were the basis of the discussion with the key informants, the Crawford County health care leaders.

After reviewing the survey results and existing data, the following top five health needs in Crawford County were identified in collaboration with the healthcare leadership meeting participants:

- Child Care
- Housing
- Mental Health
- Lack of Insurance
- Drug Abuse

Information Gaps

In gathering the survey data and other results, cultural and language barriers created information gaps to learn more about the health care needs of the local minority populations, including the Latino, Sundanese, and Burmese, among others. Many of the immigrants are unable to read and write in their native language or dialect. It is very difficult to gain useful information from local minority residents who are unfamiliar with the English language and customs, or to relate their own cultural issues that may center on tribal or religious topics.

Through a recent survey of the local meat processing plants, upwards of 15 different languages and dialects are now spoken in Denison. This disparity of languages makes it difficult to reach representatives of the varying minority populations in Crawford County.

The lack of data from minorities included in the survey, or from the Key Informant meetings, does create a degree of uncertainty regarding overall attitudes regarding community health needs. However, Crawford County Memorial Hospital, employs Spanish-language interpreters to assist patients with health care needs and education. For those residents who speak a different language or use a dialect, CCMH engages the Language Line services.

List of Collaborating Organizations

CAASA

Care Initiatives

Chamber & Development Council of Crawford County

Crawford County Memorial Hospital

Crawford County Home Health, Hospice & Public Health

Crawford County Veterans Affairs

Crossroads of Crawford County

Denison Care Center

Denison Community Schools

Elderbridge Area Agency on Aging

Enlivant – Reed Place Assisted Living

Eventide Lutheran Home

Family Crisis Centers

Gentiva Hospice

Home Care Medical

Hospital Foundation of Crawford County

Journey Senior Services

Manilla Manor

Silver Ridge Assisted Living
Smithfield - Farmland
Topko Home Health
West Central Community Action
Visiting Angels Home Health Care

Community Input

Crawford County Memorial Hospital, leadership and staff helped to lead the community health needs assessment discussion. The organizations involved in the community health leadership meeting is listed above.

A Community Health Needs Assessment survey was designed and posted to the internet in February 2019. A total of 252 surveys, in English and Spanish, were collected between February 15 and April 15, 2019. A news release encouraging participation in the survey was sent to local media (**Appendix F**). Social media posts on Facebook, Twitter and Instagram, with a link to the online surveys, were made. Major employers were asked to take part in the survey including Denison Community Schools and Smithfield Foods. The online survey link was also distributed to the members of the Chamber & Development Council of Crawford County.

One of the tasks of the Key Informant leadership group was to identify the top three healthcare needs in Crawford County. The results of this meeting are reflected in the written implementation plan found later in this document.

Prioritized Description of Community Health Needs

As noted previously, the Community Health Needs Assessment relied heavily on the information derived from public survey data, existing health data, and the Key

Informant meeting. Priorities were determined by combining quantitative and qualitative data with the input from the Key Information health leaders meeting.

Priorities are those that affect the largest portion of the population and/or have direct effects on the ability to have their health care needs met.

From this process, the top three community health care system support needs identified included:

Top 3 Community Needs:

- I. Expansion of Child Care options in Denison
- II. Support of additional low to moderate income housing
- III. Address ongoing Mental Health/Drug Abuse treatment needs through strategic partnerships

Existing Health Care Facilities and Other Resources

There are ample local resources available to meet the community health needs identified in this plan. Those local resources include: CCMH, Medical Clinic – Main Campus and CCMH Medical Clinic – City Center; Imagination Station Child Care Center; BVSC Early Childhood Iowa; St. Anthony Clinic; Denison Family Care Center; Hospital Foundation of Crawford County; Crawford County Home Health, Hospice, & Public Health; Denison-Schleswig Community Schools; Crawford County Drug, Alcohol, and Tobacco Coalition; Crawford County Ministerial Association; Crawford County Latino Ministerial Association; Chamber and Development Council of Crawford County; Plains Area Mental Health Center; Jackson Family Recovery Center; Crawford County Mental Health/Veterans Affairs; Southwest Latino Association; Crawford County Cultural Diversity Committee; City of Denison; Crawford County

Board of Supervisors; Rolling Hills Mental Health Region; WESCO; MOSAIC; local law enforcement agencies; and various businesses, unions, and churches.

Implementation Strategies

Goal I: Expansion of Child Care options in Denison

- a. Partner with private and public child care providers to create a listing of available openings for parents with a need for child care
- b. Provide public education on the need for additional child care services especially as an economic development issue
- c. Team up with the Denison Community Schools, Denison Parks and Recreation Department, and local employers to develop an after school program
- d. Create incentives through employer guarantees for child care providers to implement extended hours for child care services for parents whose work schedules are outside of the 8 – 5 norm
- e. With providers and employers, explore the possibilities for programs to provide more affordable options for child care

Goal II. Support for additional low-to-moderate income housing

- a. Provide support to low to moderate income housing projects through letters of support to local housing and economic development authorities, grant making sources, and private developers
- b. Assist the Chamber and Development Council in efforts to make low to moderate income households aware of the available housing options through the use of the Definitely Denison website (www.definitelydenison.com).

- c. Cooperate with the Crawford County Home Health, Hospice, and Public Health, local churches and schools, and the Crawford County Cultural Diversity Committee in transmitting information about life skills to immigrant and refugee populations in Denison.
- d. Team up with local churches, employers, and government agencies to provide information on the availability of social services to low income, immigrant, and refugee populations.

Goal III. Address on-going Mental Health/Drug Abuse treatment needs through strategic partnerships

- a. Maintain partnerships with Crawford County Mental Health/Veterans Affairs; Plains Area Mental Health Center; Rolling Hills Mental Health Region; and, Crawford County law enforcement personnel, to bring treatment to patients with mental health or drug abuse issues as locally as possible.
- b. Provide counseling services to children and families at the City Center Clinic and in-school, as appropriate.
- c. Renew efforts for public education regarding mental health through the use of news releases, social media posts, personal visits, and group presentations.
- d. Foster a closer relationship with law enforcement and EMS personnel through education concerning the use of Naloxone in treating patients who experience an opioid drug overdose.
- e. Continue partnerships with Plains Area Mental Health Center and Jackson Family Recovery Center to counsel those with mental health or drug abuse issues.

Summary

As noted above, the top three community health needs identified include:

- Expansion of Child Care options in Denison
- Support for additional low-to-moderate income housing
- Address ongoing Mental Health/Drug Abuse treatment needs through strategic partnerships

The written implementation plan will be monitored over the next three years for changes and modifications. As such, this plan is considered an evolving document, not a static “snapshot”. As new strategies for success are developed, the implementation plan will be modified to meet the changing needs of our local populations.

Contact Information

For questions regarding this report and the data contained therein, please contact:

Don Luensmann

Executive Director of Marketing & Development

CCMH

100 Medical Parkway

Denison, IA 51442

712-265-2515

dluensmann@ccmhia.com

Key Informant Team Members

Doreen Adams (Denison), Eventide Lutheran Home

Cynthia Banda (Denison), CAASA

Sylvia Bandow (Manilla), Manilla Manor

Barb Blair (Denison), Home Care Medical

Janette Claussen (Schleswig), Crossroads of Crawford County

Karen Claussen (Denison), Enlivant – Reed Place

Marissa Edgar (Dunlap), Care Initiatives

Brandon Emerson (Halbur), Gentiva Hospice

Kim Fineran (Manilla), Crawford County Home Health, Hospice & Public Health

Louise Galbraith (Denison), Crawford County Veterans Affairs/Mental Health

Jodi Holm (Denison), West Central Community Action

Stacy Kruse (Denison), Visiting Angels

Emily Lakner (Denison), Crawford County Home Health, Hospice & Public Health

Lynette Ludwig (Vail), Crawford County Home Health, Hospice & Public Health

Don Luensmann (Aspinwall), Facilitator, Hospital Foundation of Crawford County

Kara Monson (Denison), Eventide Lutheran Home

Tina Patterson (Denison), Denison Care Center

Tyson Preul (Denison), Topko Home Health

Nancy Snyder (Carroll), Journey Senior Services

Aaron Ruskell (Schleswig), Crawford County Memorial Hospital

Amber Young (Denison), Crawford County Memorial Hospital

APPENDIX A



Kiron

Schleswig

Ricketts

Berne

Charter Oak

Deloit

Westside

Vail

Denison

Arion

Dow City

Buck Grove

Manilla

Aspinwall

Botna

Dunlap

APPENDIX B

PRIMARY CARE MARKET

<u>City</u>	<u>County</u>	<u>Zip</u>	<u>Population</u>
Arion	Crawford	51520	110
Aspinwall	Crawford	51432	41
Buck Grove	Crawford	51528	44
Charter Oak	Crawford	51439	508
Deloit	Crawford	51441	268
Denison	Crawford	51442	8,457
Dow City	Crawford	51528	515
Dunlap	Harrison	51529	1,036
Kiron	Crawford	51448	281
Manilla	Crawford	51454	785
Ricketts	Crawford	51460	147
Schleswig	Crawford	51461	891
Vail	Crawford	51465	440
Westside	Crawford	51467	301
Ute	Monona	51060	373
Unincorporated*		Various	5,949

Total 20,146

APPENDIX C

Crawford County Community Health Needs Assessment Survey

1. What are the biggest health issues or concerns in your community? (Check all that apply)

- Asthma/Lung disease
- Cancer
- Diabetes
- Drug Abuse
- HIV/AIDS
- Heart Disease
- Mental Health (depressions, suicide, etc.)
- Obesity
- Sexually Transmitted Diseases
- Stroke
- Unsafe Sexual Behaviors
- I don't know
- Other (please specify) _____

2. What keeps people in your community from seeking medical treatment? (Check all that apply)

- Lack of insurance
- Unable to pay co-pays and deductibles
- Health services too far away
- Cultural or religious beliefs
- Fear (not ready to face health problem)
- Don't understand the need to see doctor
- Transportation problems
- Child Care problems
- No appointments available
- Too long of a wait at the doctor's office
- Too long of a wait to get an appointment to see doctor
- No access to primary care physicians/providers
- Language barriers/do not speak my language
- Don't know how to find doctors
- None/no barriers
- I don't know
- Other (please specify) _____

Go to next page

Crawford County Community Health Needs Assessment Survey

3. What is needed to improve the health of your family and neighbors? (Check all that apply)

- Healthier food
- Job opportunities
- Mental health services
- Recreation facilities
- Transportation
- Wellness services
- Specialty physicians
- Safe places to walk/play
- Substance abuse rehabilitation services
- I don't know
- Other (please specify) _____

4. What health screenings or education/information services are needed in your community? (Check all that apply)

- Cancer
- Cholesterol
- Blood pressure
- Heart disease
- Diabetes
- Dental screenings
- Disease outbreaks
- Substance abuse
- Nutrition
- Exercise/Physical activity
- Emergency Preparedness
- Eating disorders
- Fall prevention
- HIV/Sexually Transmitted Diseases
- Mental health
- Safe sex
- Smoking cessation
- Vaccinations/Immunizations
- Prenatal care
- Other (please specify) _____

Go to next page

Crawford County Community Health Needs Assessment Survey

5. If you or someone in your family were ill and required medical care, where would you go? (Check one)

- Doctor's office
- Clinic
- Hospital emergency department
- Walk-in/urgent care center
- Health department
- Would not seek care
- Other (please specify) _____

6. Where do you and your family get most of your health information? (Check all that apply)

- Family or friends
- Newspapers/Magazines
- Library
- Internet
- Doctor/health professional
- Television
- Hospital
- Health department
- Radio
- Religious organization
- School
- Other (please specify) _____

7. Have you had a routine physical exam in the past two years?

- Yes
- No

8. Are you currently employed, retired, or looking for work?

- Employed
- Retired
- Looking for Work
- Other (please specify)

9. How do you feel about your current employment situation?

- Very satisfied
- Satisfied
- Neither satisfied or dissatisfied
- Dissatisfied
- Very dissatisfied
- Not applicable

Go to next page

Crawford County Community Health Needs Assessment Survey

10. Compared to 5 years ago, is your household economic situation better, worse or the same?

- Much better
- Better
- About the same
- Worse
- Much worse

11. Do you have health insurance?

- Yes
- No
- No, but I did at an earlier time/previous job

12. Is there adequate housing in Crawford County?

- Yes
- No

13. What is your level of satisfaction with your current housing situation?

- Very satisfied
- Satisfied
- Neither satisfied nor dissatisfied
- Dissatisfied
- Very dissatisfied

14. Are there an adequate number of child care providers in Crawford County?

- Yes
- No

15. If you currently utilize a child care provider, are you satisfied with your child care situation?

- Yes
- No
- Not applicable

16. What is your gender? _____

Go to next page

Crawford County Community Health Needs Assessment Survey

17. Which category below includes your age?

- Under 18
- 18-29
- 30-39
- 40-49
- 50-59
- 60-69
- 70-79
- 80-89
- 90+

18. What is your highest level of education?

- K-8 grade
- Some high school
- High School graduate
- Some college
- College graduate
- Graduate school
- Doctorate

19. What is your racial/ethnic identification?

- White/Caucasian
- Black/African American
- Native American
- Asian
- Hispanic
- Multi-racial
- Other (please specify) _____

20. What language do you mainly speak at home?

- English
- Spanish
- Karin or a dialect of Burmese
- South Sudan indigenous languages
- Some other language (please specify) _____

21. In what ZIP code is your home located? (Enter 5-digit ZIP code) _____

22. To be entered in a drawing to win a \$50 CDC gift card, please enter your mailing address:

Return completed survey to: CCMH, 100 Medical Parkway, Denison, IA 51442

Evaluación de las necesidades de salud de la comunidad del Condado de Crawford

1. Cuáles son los mayores problemas de salud o preocupaciones en el condado de Crawford?

(Marque todos los que apliquen)

- | | |
|--|---|
| <input type="checkbox"/> Asthma/Enfermedad Pulmonar | <input type="checkbox"/> Obesidad |
| <input type="checkbox"/> Cancer | <input type="checkbox"/> Enfermedades de Transmisión Sexual |
| <input type="checkbox"/> Diabetes | <input type="checkbox"/> Salud Mental (depresión, suicidio, Ect.) |
| <input type="checkbox"/> Consumo de Drogas | <input type="checkbox"/> Enfermedad del Corazon |
| <input type="checkbox"/> VIH/SIDA | <input type="checkbox"/> Comportamiento Sexual Inseguro |
| <input type="checkbox"/> Derrame Cerebral | <input type="checkbox"/> No lo se |
| <input type="checkbox"/> Otro (Por favor especifique) _____ | |

2. Que impide que la gente en su comunidad busque tratamiento médico? (marque todos los que apliquen)

- Falta de Seguro Medico
- No poder pagar los co-pagos
- Servicios médicos muy lejos
- Cultura o creencias religiosas
- Temor (no estar listo para enfrentar problemas de salud)
- No entiendo la necesidad de ver a un doctor
- Problemas de transportación
- No hay citas disponibles
- Demasiado tiempo de espera en la oficina del doctor
- Demasiado tiempo de espera para obtener una cita para ver al doctor
- No acceso a médicos/doctores de atención primaria
- Barrera del lenguaje/No hablan mi idioma
- No sé cómo encontrar doctores
- Nada/No barreras
- No lo se
- Otro (por favor especifique)

Ir a la página siguiente

3. Que se necesita para mejorar la salud de su familia y vecinos? (Marque todos los que apliquen)

- | | |
|---|---|
| <input type="checkbox"/> Comida saludable | <input type="checkbox"/> Servicios de bienestar |
| <input type="checkbox"/> Oportunidades de trabajo | <input type="checkbox"/> Médicos especializados |
| <input type="checkbox"/> Servicios de salud mental | <input type="checkbox"/> Lugares seguros para caminar/jugar |
| <input type="checkbox"/> Instalaciones recreativas | <input type="checkbox"/> Transportación |
| <input type="checkbox"/> Servicios de rehabilitación para abuso de sustancias | |
| <input type="checkbox"/> No se | |
| <input type="checkbox"/> Otro (por favor especifique) _____ | |

4. Que exámenes de salud o servicios de información/educativa se necesitan en su comunidad? (marque todos los que apliquen)

- | | |
|---|---|
| <input type="checkbox"/> Cáncer | <input type="checkbox"/> Preparación para Emergencias |
| <input type="checkbox"/> Colesterol | <input type="checkbox"/> Trastorno Alimenticio |
| <input type="checkbox"/> Enfermedad cardiaca | <input type="checkbox"/> Ejercicio/Actividad Física |
| <input type="checkbox"/> Diabetes | <input type="checkbox"/> Prevención de caídas |
| <input type="checkbox"/> Exámenes Dentales | <input type="checkbox"/> Salud Mental |
| <input type="checkbox"/> Brote de Enfermedad | <input type="checkbox"/> Sexo Seguro |
| <input type="checkbox"/> Abuso de sustancias | <input type="checkbox"/> Nutrición |
| <input type="checkbox"/> VIH/Enfermedades de Transmisión Sexual | |
| <input type="checkbox"/> Dejar de Fumar | |
| <input type="checkbox"/> Vacunacion/Inmunizaciones | |
| <input type="checkbox"/> Cuidado Prenatal | |
| <input type="checkbox"/> Otro (por favor especifique) _____ | |

Ir a la página siguiente

5. Si usted o alguien en su familia estuviera enfermo y necesita cuidado médico, a donde irían? (marque una)

- Oficina del Doctor
- Clínica
- Departamento de Emergencia del Hospital
- Ambulatorio/centro de cuidado urgente
- Departamento de Salud
- No buscaría cuidado medico
- Otro (por favor especifique)

6. A donde usted y su familia obtienen la mayor parte de información de salud? (marque todas las que apliquen)

- Familia o amigos
- Periódico/revistas
- Biblioteca
- Internet
- Doctor/profesional de salud
- Televisión
- Hospital
- Departamento de salud
- Radio
- Organización religiosa
- Escuela
- Otro (por favor especifique)

7. Ha tenido un examen físico de rutina en los dos años pasados?

- Si
- No

Ir a la página siguiente

8. Esta usted trabajando, retirado o buscando trabajo?
- Empleado
 - Retirado
 - Buscando trabajo
9. Como se siente acerca de su situación de empleo actualmente?
- Muy satisfecho
 - Satisfecho
 - Ni satisfecho ni insatisfecho
 - Insatisfecho
 - Muy insatisfecho
10. Compare 5 años atrás, es su situación económica mejor, peor o igual?
- Mucho mejor
 - Mejor
 - Casi igual
 - Peor
 - Mucho peor
11. Tiene seguro médico?
- Si
 - No
 - No, pero si tenía antes/trabajo anterior
12. Tiene vivienda adecuada en el Condado de Crawford?
- Si
 - No

Ir a la página siguiente

13. Cuál es el nivel de satisfacción de su condición de vivienda?

- Muy satisfecho
- Satisfecho
- Ni satisfecho ni insatisfecho
- Insatisfecho
- Muy insatisfecho

14. Hay un número adecuado de proveedores de cuidado infantil en el condado de Crawford?

- Si
- No

15. Si actualmente esta usando un proveedor para cuidado de niños, está satisfecho con el cuidado de niños?

- Si
- No
- No aplica

16. Cuál es su sexo? _____

17. Que categoría abajo incluye su edad?

- Menos de 18
- 18-29
- 30-39
- 40-49
- 50-59
- 60-69
- 70-79
- 80-89
- 90+

Ir a la página siguiente

18. Cuál es su nivel más alto de educación?

- Kínder--grado 8
- Un poco de preparatoria
- Graduado de la preparatoria
- Un poco de universidad
- Graduado de la universidad
- Escuela de posgrado
- Doctorado
- Otro (especifique) _____

19. Cuál es su identificación racial/étnico?

- Blanco/Caucásico
- Nativo Americano
- Asiático
- Hispano
- Multi-racial
- Otro (especifique) _____

20. Que idioma habla en su hogar?

- Inglés
- Español
- Karin o un dialecto birmano
- Idioma indígenas del sur de sudan
- Otro idioma

21. En cual código postal se localiza su hogar? _____

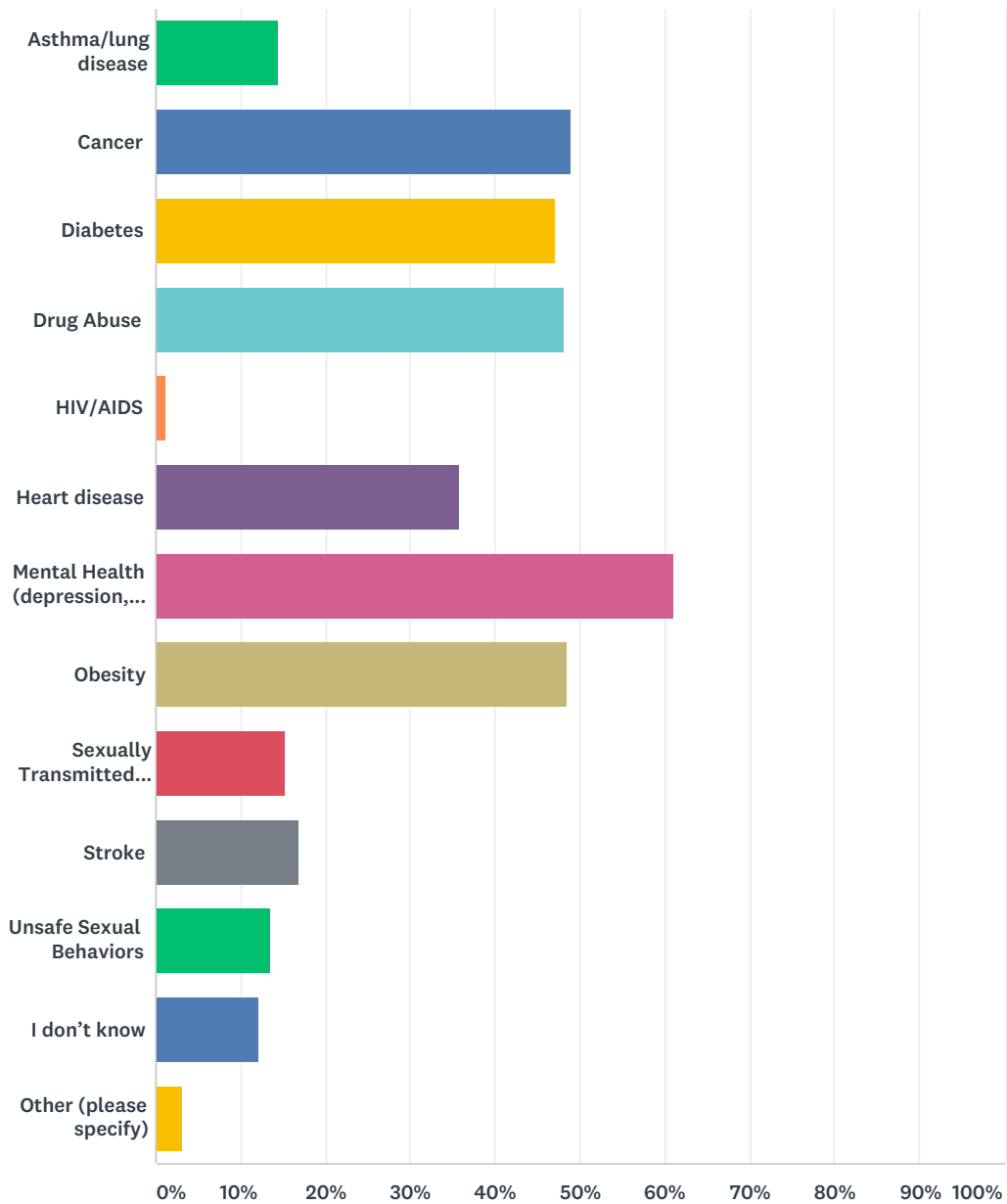
22. Para que lo agreguen en una rifa de tarjeta de regalo de \$50 por favor ingrese un correo electrónico. _____

**Por favor devuelva esta encuesta a:
Crawford County Memorial Hospital, 100 Medical Parkway, Denison, IA 51442**

APPENDIX D

Q1 What are the biggest health issues or concerns in Crawford County? (Check all that apply)

Answered: 229 Skipped: 0



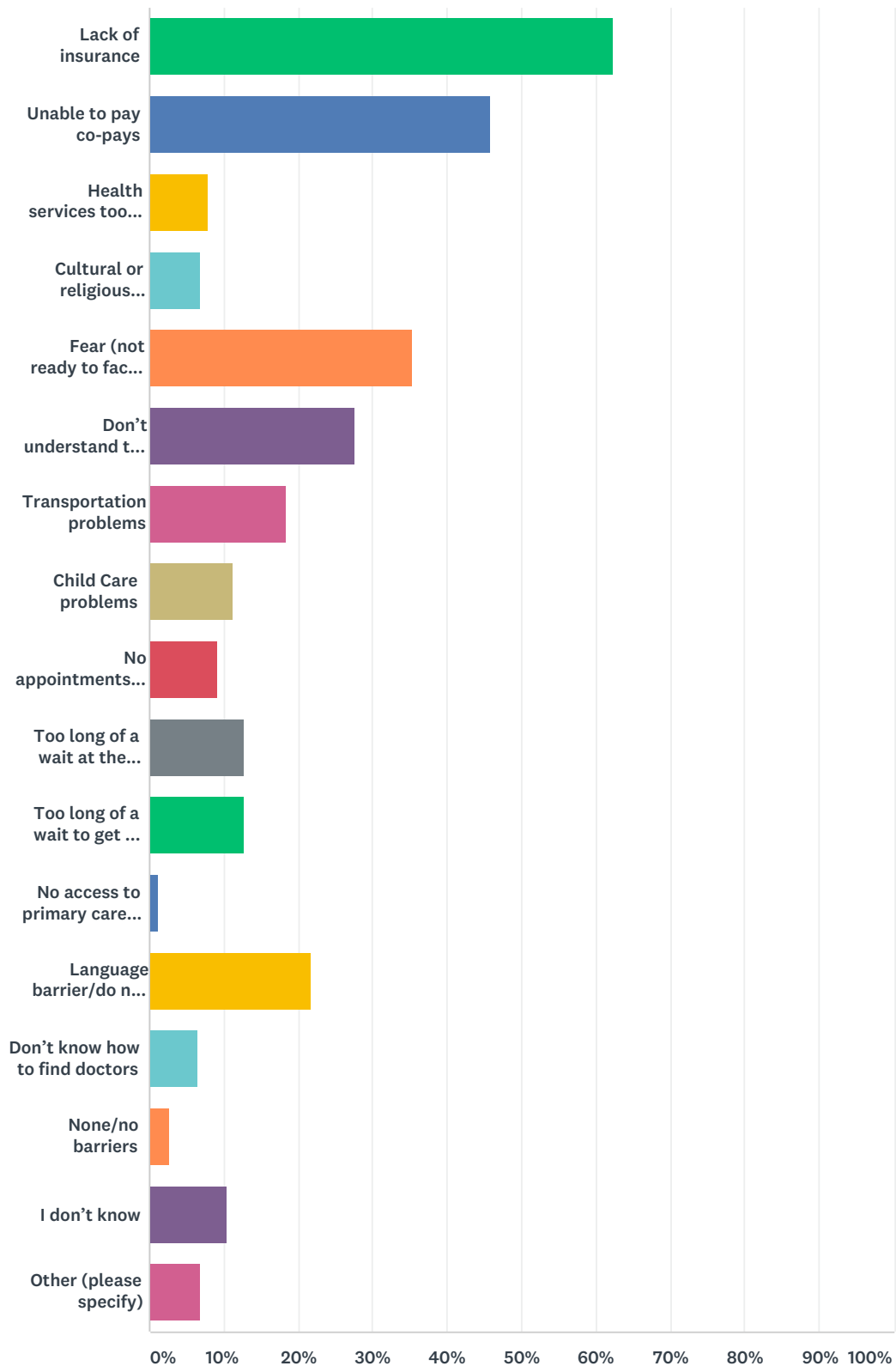
ANSWER CHOICES	RESPONSES	
Asthma/lung disease	14.41%	33
Cancer	48.91%	112
Diabetes	47.16%	108
Drug Abuse	48.03%	110
HIV/AIDS	1.31%	3

Crawford County Community Health Needs Assessment

Heart disease	35.81%	82
Mental Health (depression, suicide, etc.)	61.14%	140
Obesity	48.47%	111
Sexually Transmitted Diseases	15.28%	35
Stroke	17.03%	39
Unsafe Sexual Behaviors	13.54%	31
I don't know	12.23%	28
Other (please specify)	3.06%	7
Total Respondents: 229		

Q2 What keeps people in your community from seeking medical treatment? (Check all that apply)

Answered: 229 Skipped: 0

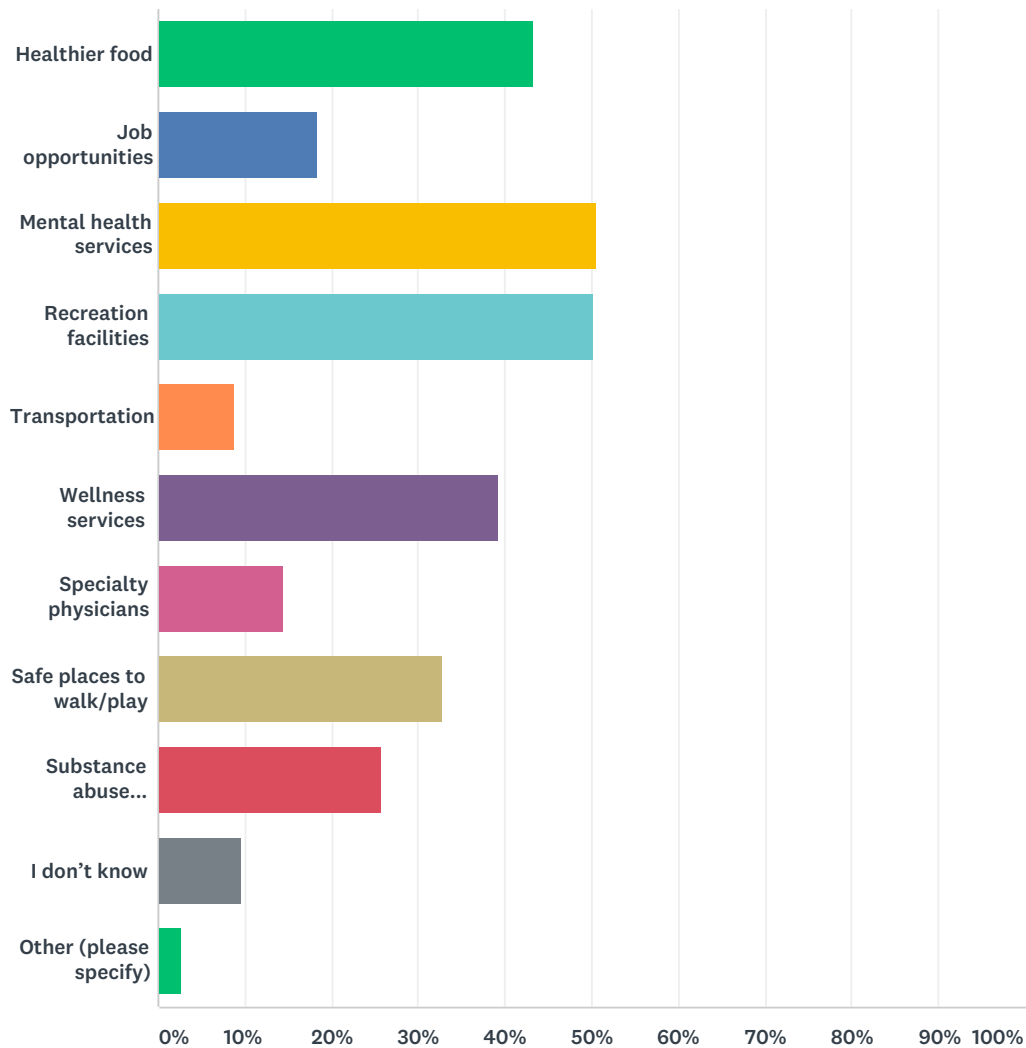


Crawford County Community Health Needs Assessment

ANSWER CHOICES	RESPONSES	
Lack of insurance	62.45%	143
Unable to pay co-pays	45.85%	105
Health services too far away	7.86%	18
Cultural or religious beliefs	6.99%	16
Fear (not ready to face health problem)	35.37%	81
Don't understand the need to see doctor	27.51%	63
Transportation problems	18.34%	42
Child Care problems	11.35%	26
No appointments available	9.17%	21
Too long of a wait at the doctor's office	12.66%	29
Too long of a wait to get an appointment to see doctor	12.66%	29
No access to primary care physicians/doctors	1.31%	3
Language barrier/do not speak my language	21.83%	50
Don't know how to find doctors	6.55%	15
None/no barriers	2.62%	6
I don't know	10.48%	24
Other (please specify)	6.99%	16
Total Respondents: 229		

Q3 What is needed to improve the health of your family and neighbors? (Check all that apply)

Answered: 229 Skipped: 0



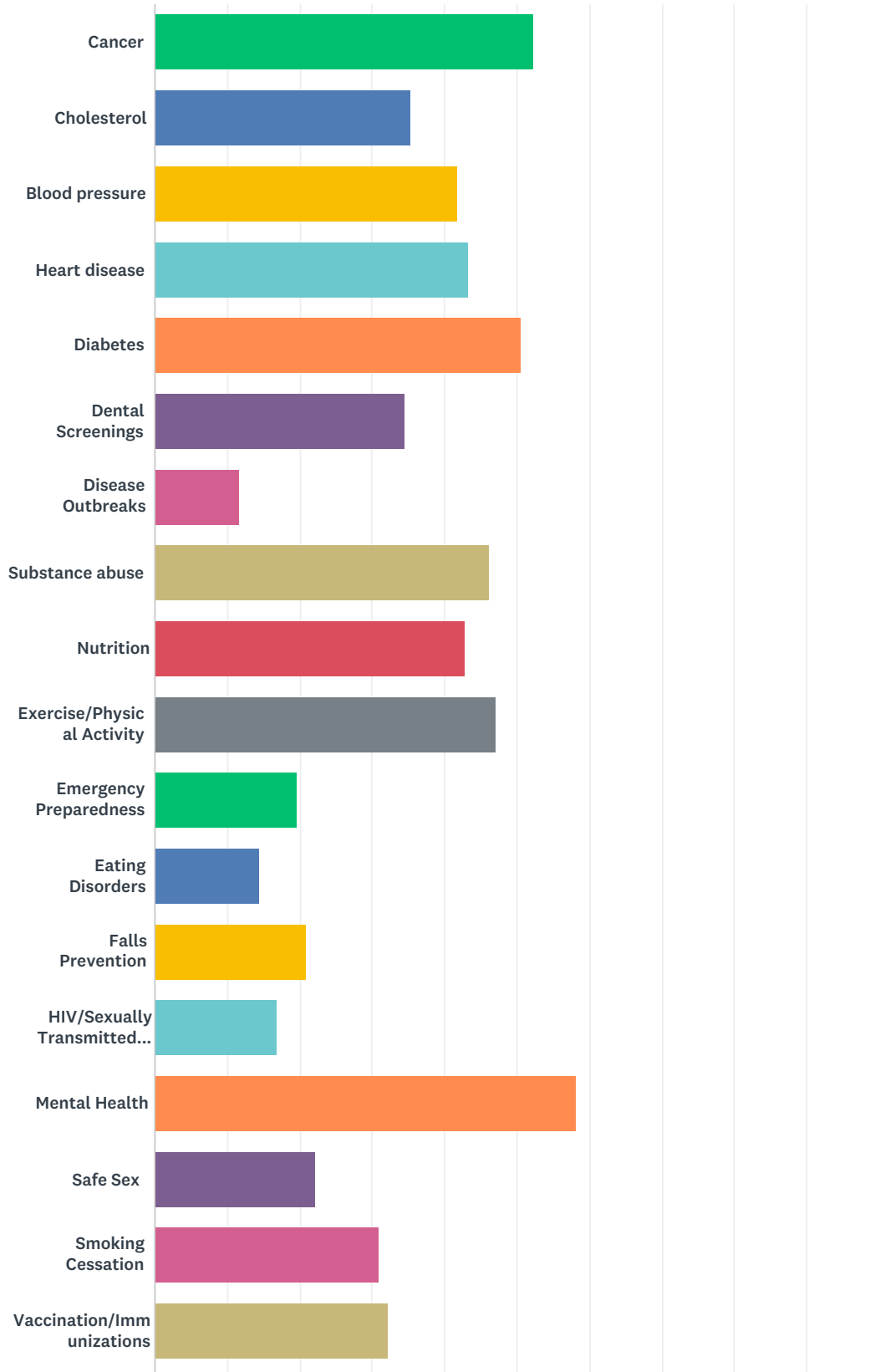
ANSWER CHOICES	RESPONSES	
Healthier food	43.23%	99
Job opportunities	18.34%	42
Mental health services	50.66%	116
Recreation facilities	50.22%	115
Transportation	8.73%	20
Wellness services	39.30%	90
Specialty physicians	14.41%	33
Safe places to walk/play	32.75%	75
Substance abuse rehabilitation services	25.76%	59

Crawford County Community Health Needs Assessment

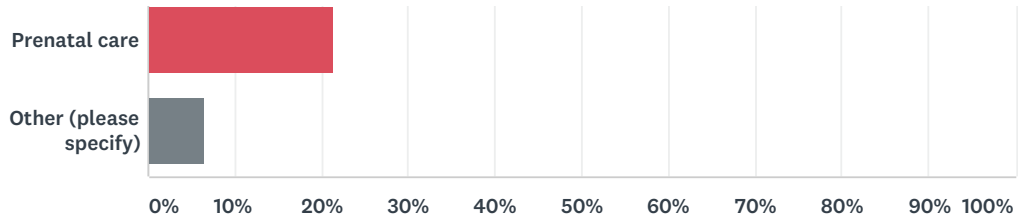
I don't know	9.61%	22
Other (please specify)	2.62%	6
Total Respondents: 229		

Q4 What health screenings or education/information services are needed in your community? (Check all that apply)

Answered: 229 Skipped: 0



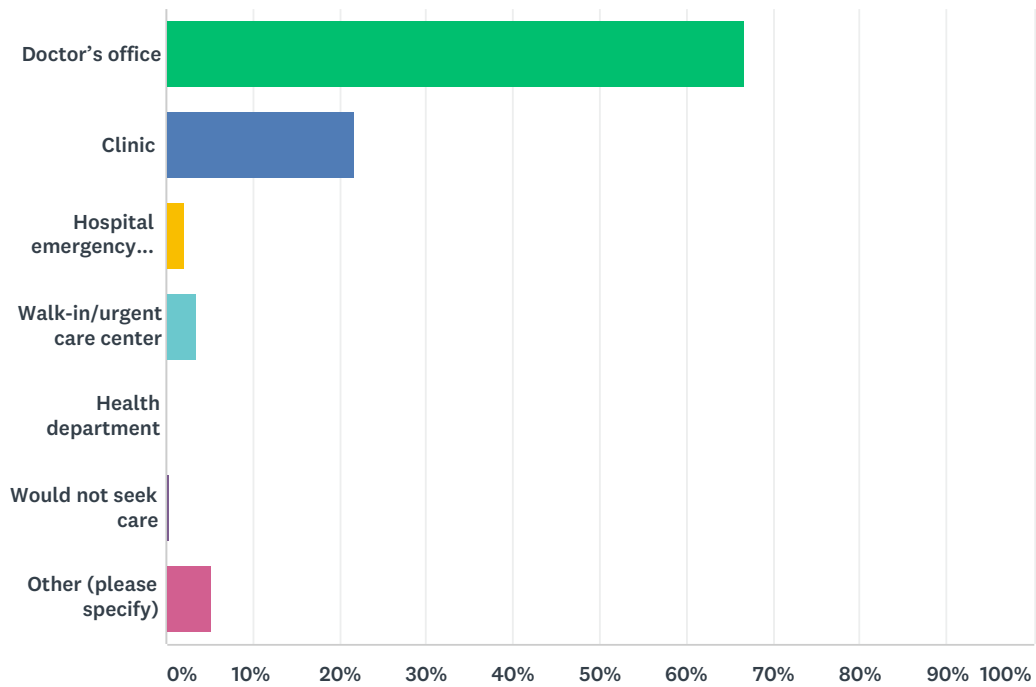
Crawford County Community Health Needs Assessment



ANSWER CHOICES	RESPONSES	
Cancer	52.40%	120
Cholesterol	35.37%	81
Blood pressure	41.92%	96
Heart disease	43.23%	99
Diabetes	50.66%	116
Dental Screenings	34.50%	79
Disease Outbreaks	11.79%	27
Substance abuse	46.29%	106
Nutrition	42.79%	98
Exercise/Physical Activity	47.16%	108
Emergency Preparedness	19.65%	45
Eating Disorders	14.41%	33
Falls Prevention	20.96%	48
HIV/Sexually Transmitted Diseases	17.03%	39
Mental Health	58.08%	133
Safe Sex	22.27%	51
Smoking Cessation	31.00%	71
Vaccination/Immunizations	32.31%	74
Prenatal care	21.40%	49
Other (please specify)	6.55%	15
Total Respondents: 229		

Q5 If you or someone in your family were ill and required medical care, where would you go? (Check one)

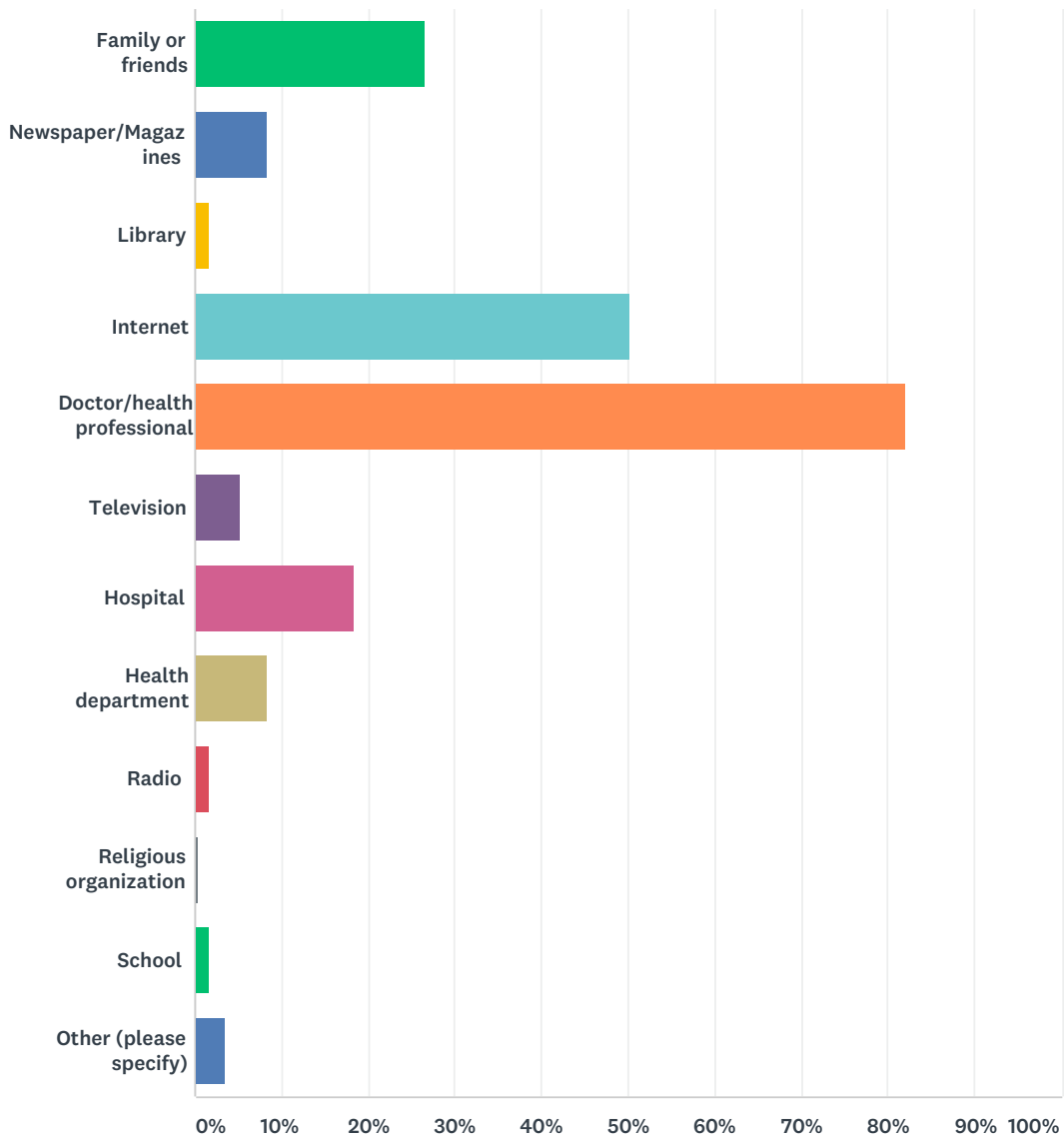
Answered: 229 Skipped: 0



ANSWER CHOICES	RESPONSES	
Doctor's office	66.81%	153
Clinic	21.83%	50
Hospital emergency department	2.18%	5
Walk-in/urgent care center	3.49%	8
Health department	0.00%	0
Would not seek care	0.44%	1
Other (please specify)	5.24%	12
TOTAL		229

Q6 Where do you and your family get most of your health information? (Check all that apply)

Answered: 229 Skipped: 0



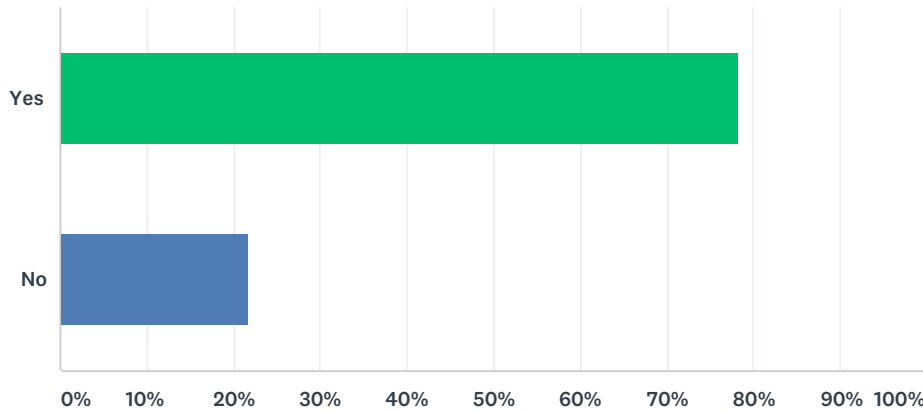
ANSWER CHOICES	RESPONSES	
Family or friends	26.64%	61
Newspaper/Magazines	8.30%	19
Library	1.75%	4
Internet	50.22%	115
Doctor/health professional	82.10%	188
Television	5.24%	12
Hospital	18.34%	42

Crawford County Community Health Needs Assessment

Health department	8.30%	19
Radio	1.75%	4
Religious organization	0.44%	1
School	1.75%	4
Other (please specify)	3.49%	8
Total Respondents: 229		

Q7 Have you had a routine physical exam in the past two years?

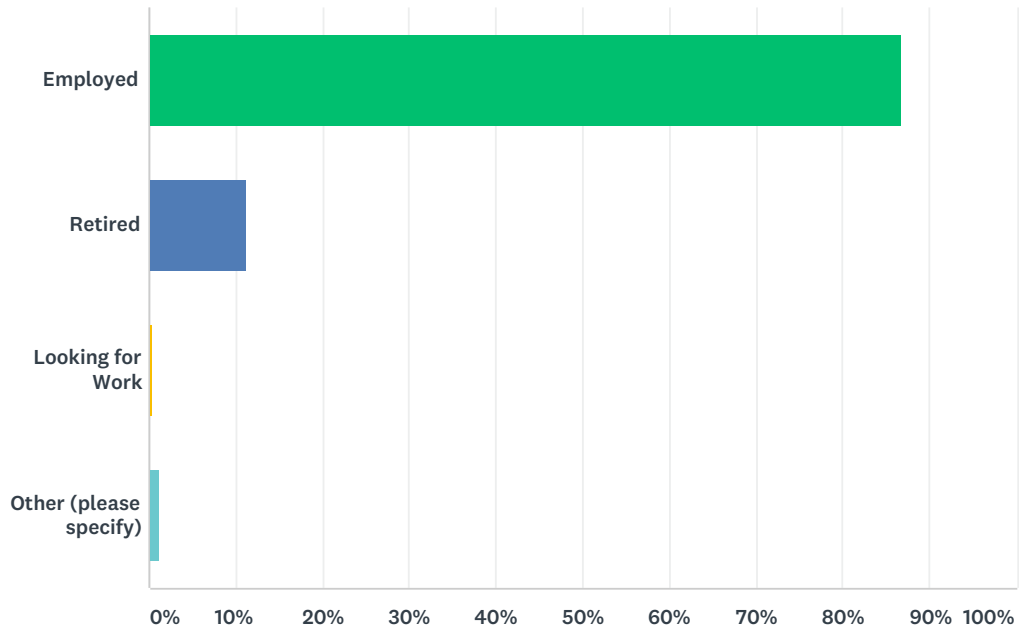
Answered: 229 Skipped: 0



ANSWER CHOICES	RESPONSES	
Yes	78.17%	179
No	21.83%	50
TOTAL		229

Q8 Are you currently employed, retired or looking for work?

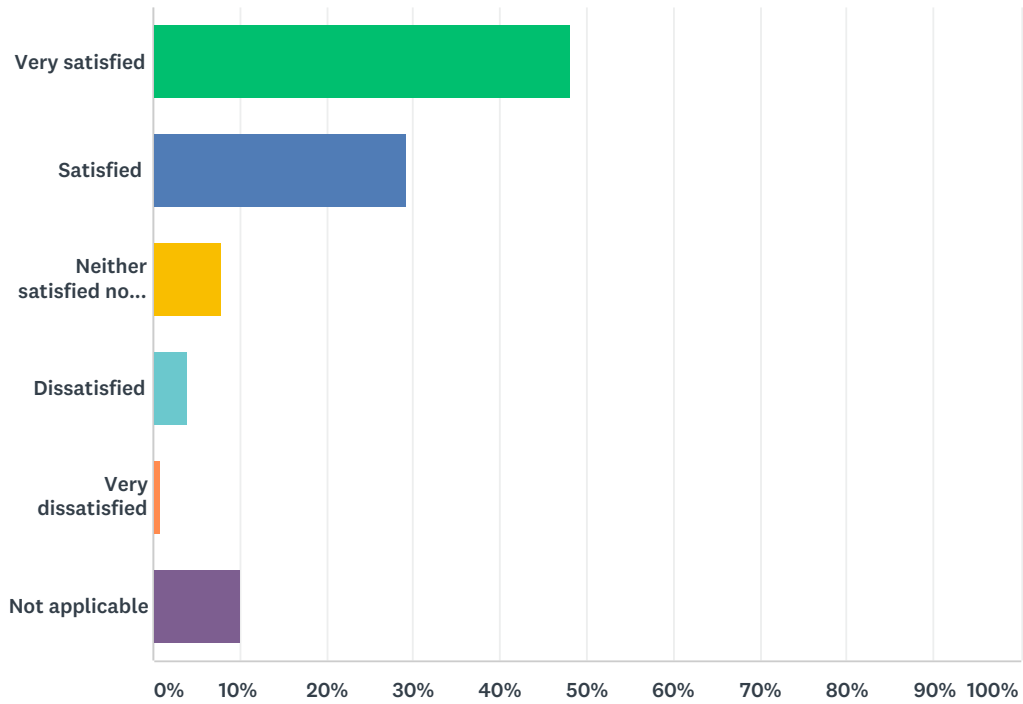
Answered: 229 Skipped: 0



ANSWER CHOICES	RESPONSES	
Employed	86.90%	199
Retired	11.35%	26
Looking for Work	0.44%	1
Other (please specify)	1.31%	3
TOTAL		229

Q9 How do you feel about your current employment situation?

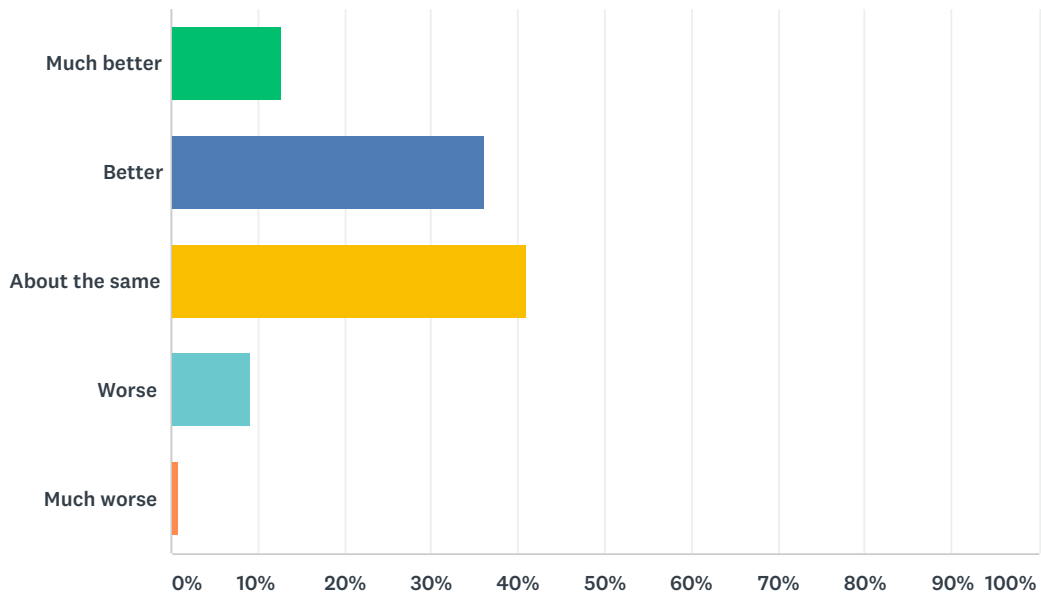
Answered: 229 Skipped: 0



ANSWER CHOICES	RESPONSES	
Very satisfied	48.03%	110
Satisfied	29.26%	67
Neither satisfied nor dissatisfied	7.86%	18
Dissatisfied	3.93%	9
Very dissatisfied	0.87%	2
Not applicable	10.04%	23
TOTAL		229

Q10 Compared to 5 years ago, is your household economic situation better, worse or the same?

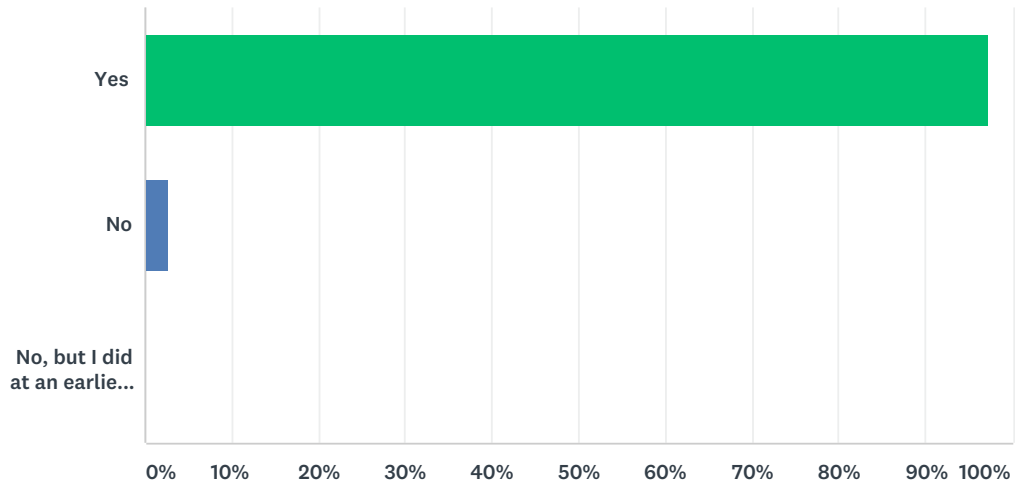
Answered: 229 Skipped: 0



ANSWER CHOICES	RESPONSES	
Much better	12.66%	29
Better	36.24%	83
About the same	41.05%	94
Worse	9.17%	21
Much worse	0.87%	2
TOTAL		229

Q11 Do you have health insurance?

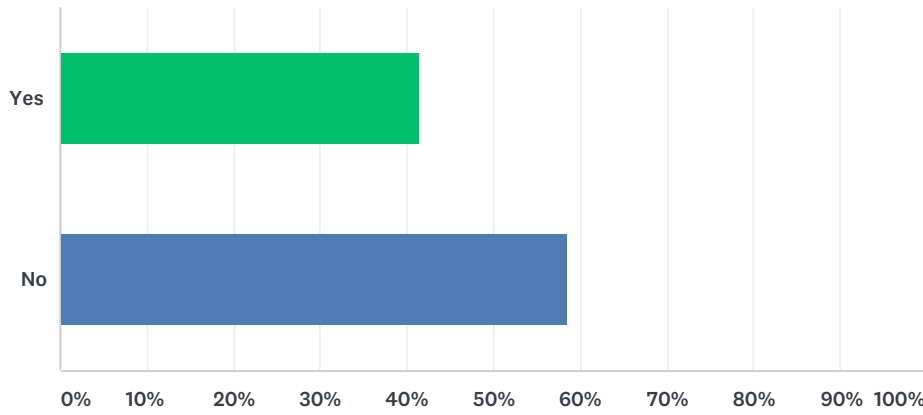
Answered: 229 Skipped: 0



ANSWER CHOICES	RESPONSES	
Yes	97.38%	223
No	2.62%	6
No, but I did at an earlier time/previous job	0.00%	0
TOTAL		229

Q12 Is there adequate housing in Crawford County?

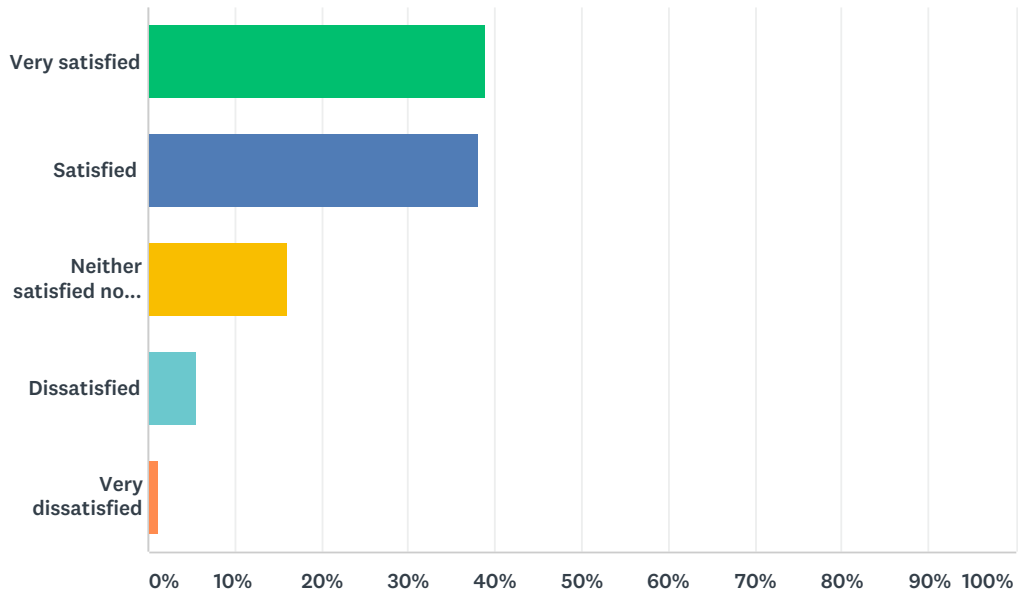
Answered: 229 Skipped: 0



ANSWER CHOICES	RESPONSES	
Yes	41.48%	95
No	58.52%	134
TOTAL		229

Q13 What's your level of satisfaction with your current housing situation?

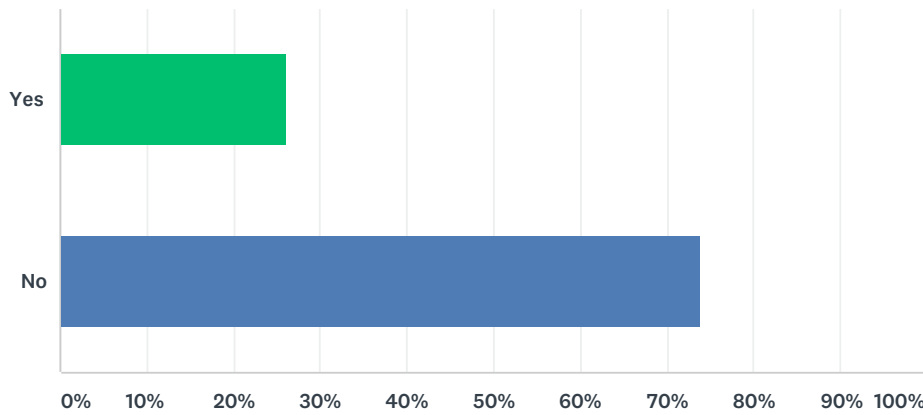
Answered: 229 Skipped: 0



ANSWER CHOICES	RESPONSES	
Very satisfied	38.86%	89
Satisfied	37.99%	87
Neither satisfied nor dissatisfied	16.16%	37
Dissatisfied	5.68%	13
Very dissatisfied	1.31%	3
TOTAL		229

Q14 Are there an adequate number of child care providers in Crawford County?

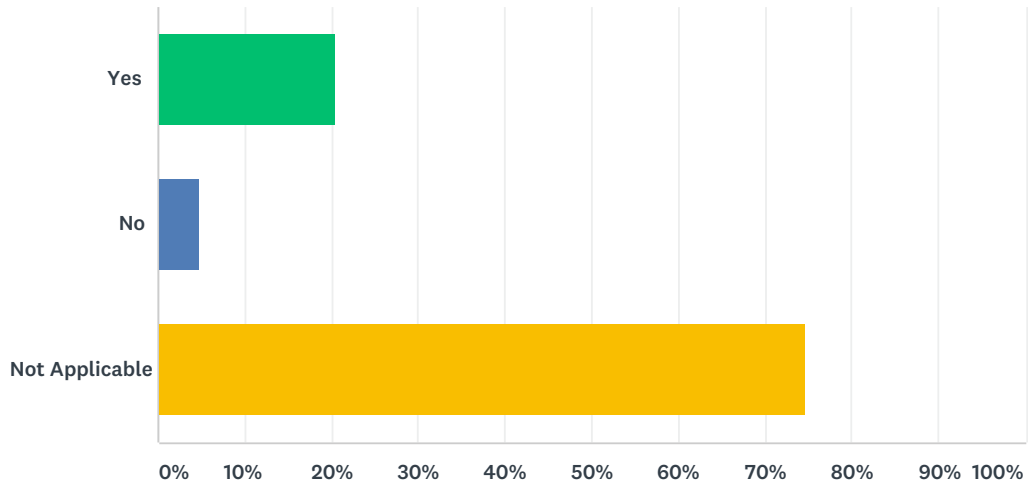
Answered: 229 Skipped: 0



ANSWER CHOICES	RESPONSES	
Yes	26.20%	60
No	73.80%	169
TOTAL		229

Q15 If you currently utilize a child care provider, are you satisfied with your child care situation?

Answered: 229 Skipped: 0



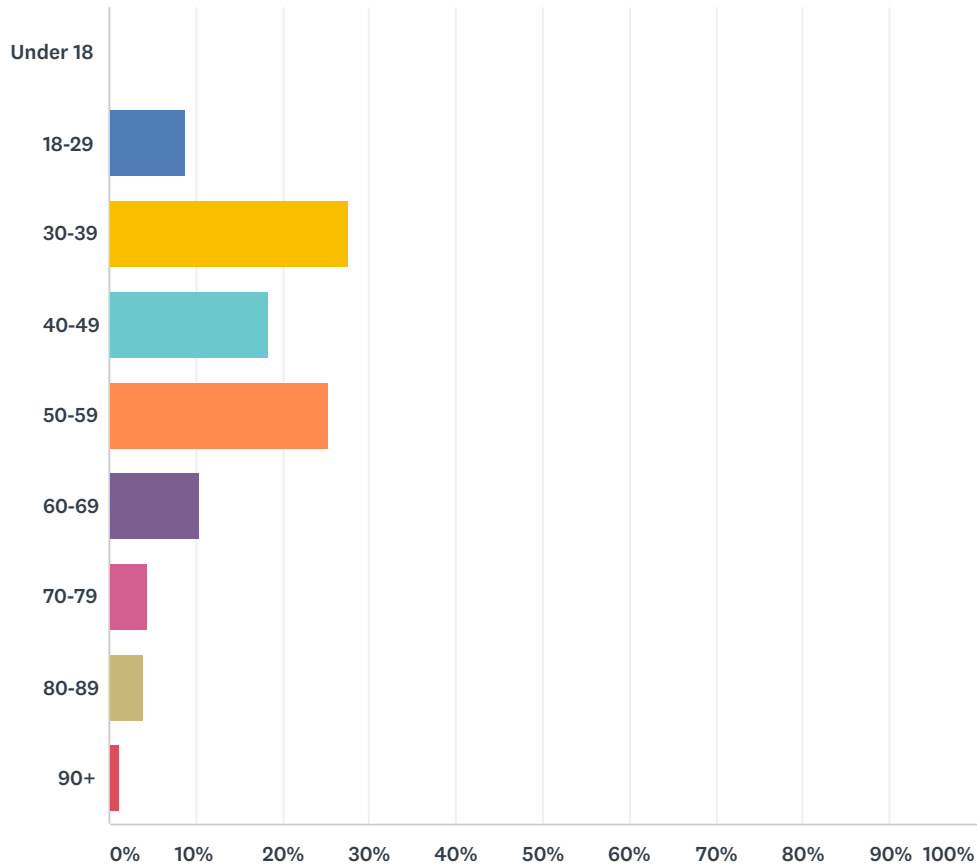
ANSWER CHOICES	RESPONSES	
Yes	20.52%	47
No	4.80%	11
Not Applicable	74.67%	171
TOTAL		229

Q16 What is your gender?

Answered: 229 Skipped: 0

Q17 Which category below includes your age?

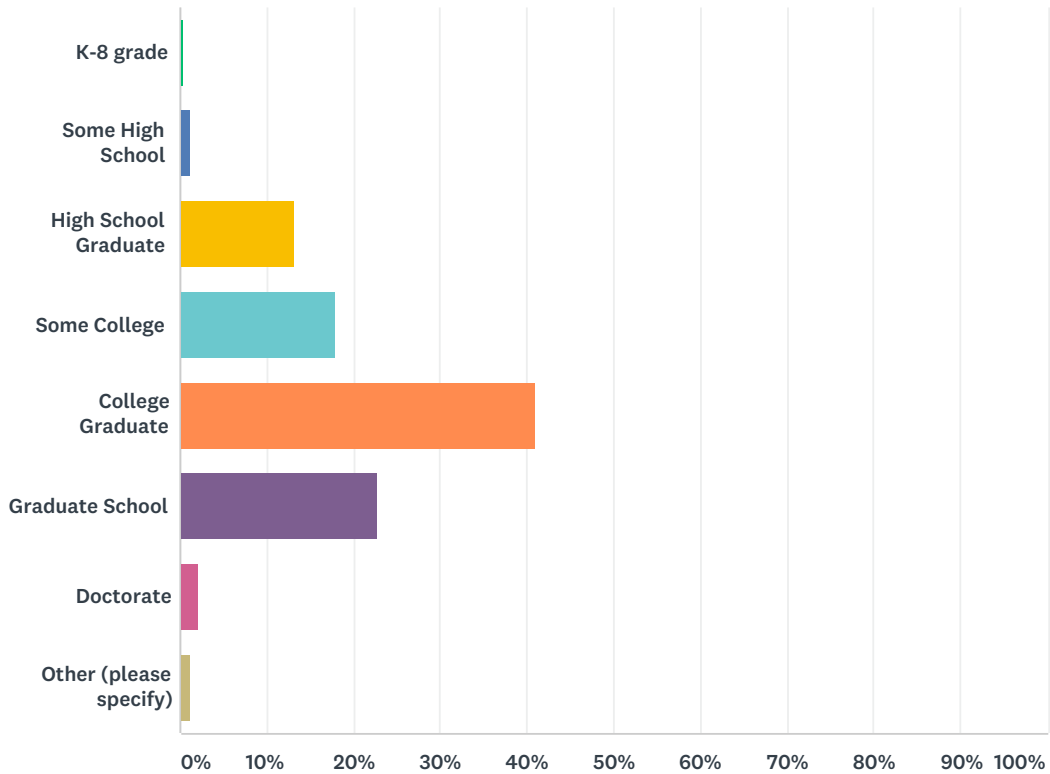
Answered: 229 Skipped: 0



ANSWER CHOICES	RESPONSES	
Under 18	0.00%	0
18-29	8.73%	20
30-39	27.51%	63
40-49	18.34%	42
50-59	25.33%	58
60-69	10.48%	24
70-79	4.37%	10
80-89	3.93%	9
90+	1.31%	3
TOTAL		229

Q18 What is your highest level of education?

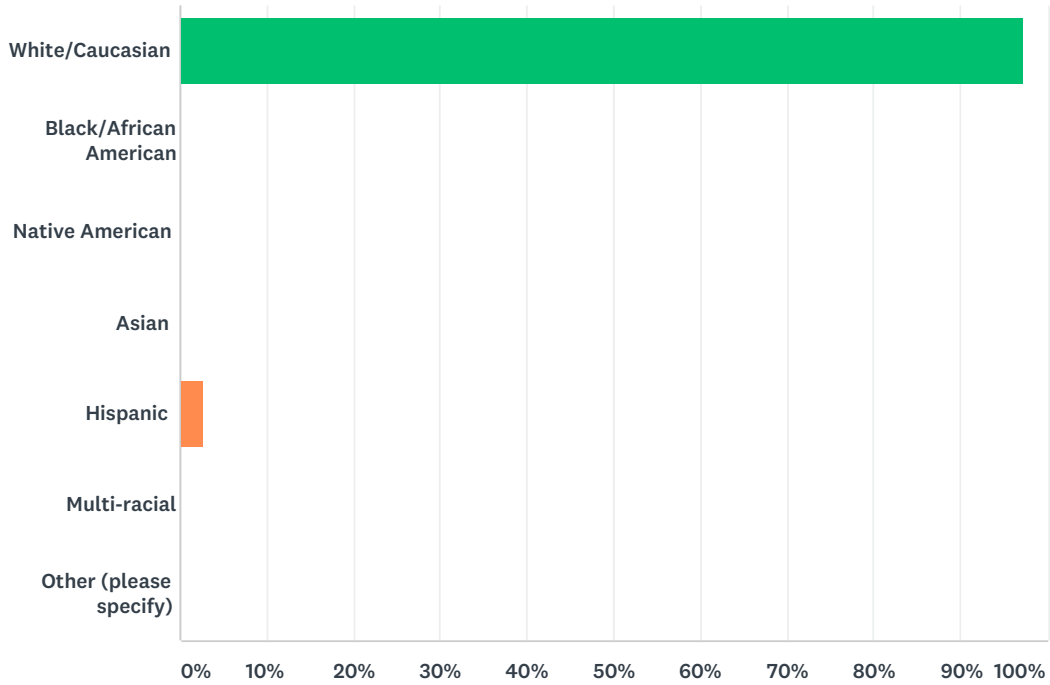
Answered: 229 Skipped: 0



ANSWER CHOICES	RESPONSES	
K-8 grade	0.44%	1
Some High School	1.31%	3
High School Graduate	13.10%	30
Some College	17.90%	41
College Graduate	41.05%	94
Graduate School	22.71%	52
Doctorate	2.18%	5
Other (please specify)	1.31%	3
TOTAL		229

Q19 What is your racial/ethnic identification?

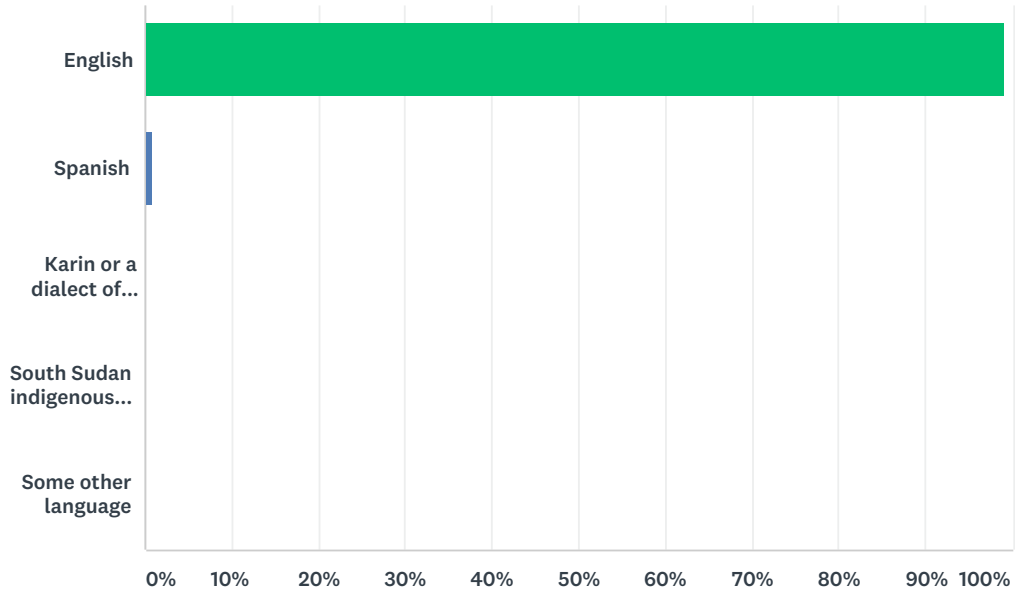
Answered: 229 Skipped: 0



ANSWER CHOICES	RESPONSES	
White/Caucasian	97.38%	223
Black/African American	0.00%	0
Native American	0.00%	0
Asian	0.00%	0
Hispanic	2.62%	6
Multi-racial	0.00%	0
Other (please specify)	0.00%	0
TOTAL		229

Q20 What language do you mainly speak at home?

Answered: 229 Skipped: 0



ANSWER CHOICES	RESPONSES	
English	99.13%	227
Spanish	0.87%	2
Karin or a dialect of Burmese	0.00%	0
South Sudan indigenous languages	0.00%	0
Some other language	0.00%	0
TOTAL		229

Q21 In what ZIP code is your home located? (enter 5-digit ZIP code)

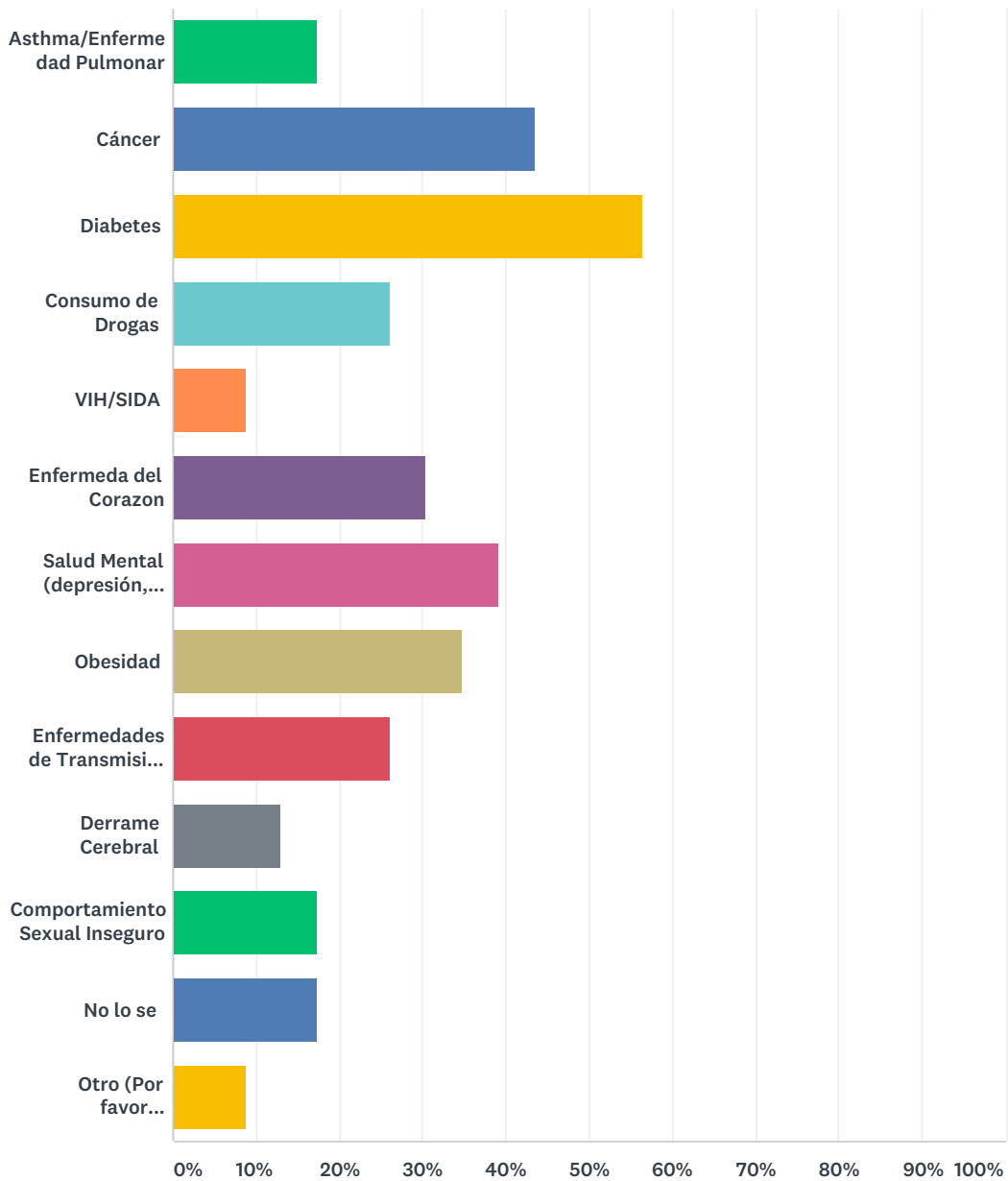
Answered: 229 Skipped: 0

Q22 To be entered into a drawing to win a \$50 CDC gift card, please enter your email address.

Answered: 151 Skipped: 78

Q1 Cuáles son los mayores problemas de salud o preocupaciones en el condado de Crawford? (Marque todos los que apliquen)

Answered: 23 Skipped: 0



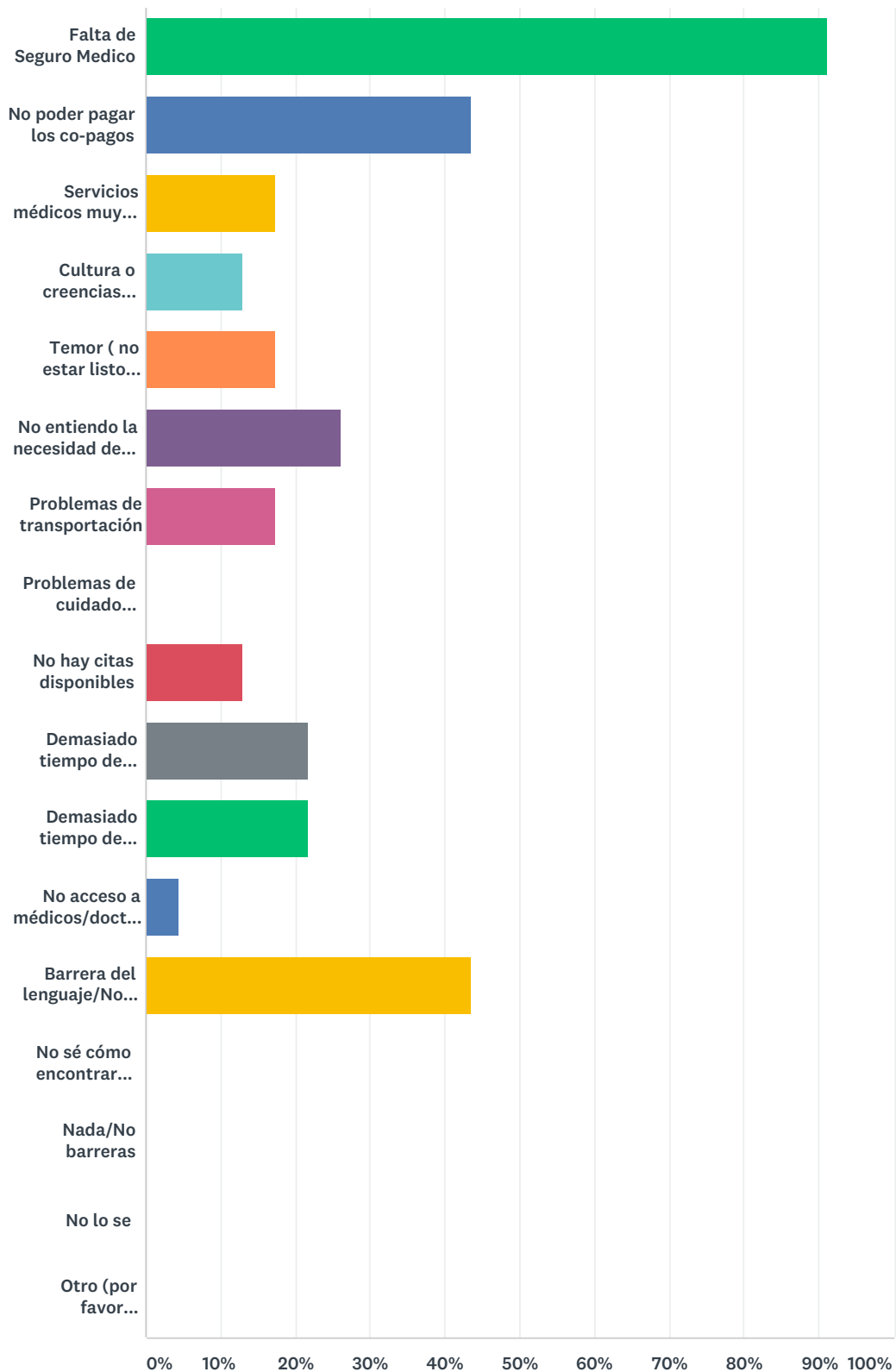
ANSWER CHOICES	RESPONSES	
Asthma/Enfermedad Pulmonar	17.39%	4
Cáncer	43.48%	10
Diabetes	56.52%	13
Consumo de Drogas	26.09%	6
VIH/SIDA	8.70%	2

Evaluación de las necesidades de salud de la comunidad del Condado de Crawford

Enfermedad del Corazon	30.43%	7
Salud Mental (depresión, suicidio, Ect.)	39.13%	9
Obesidad	34.78%	8
Enfermedades de Transmisión Sexual	26.09%	6
Derrame Cerebral	13.04%	3
Comportamiento Sexual Inseguro	17.39%	4
No lo se	17.39%	4
Otro (Por favor especifique)	8.70%	2
Total Respondents: 23		

Q2 Que impide que la gente en su comunidad busque tratamiento médico? (marque todos los que apliquen)

Answered: 23 Skipped: 0

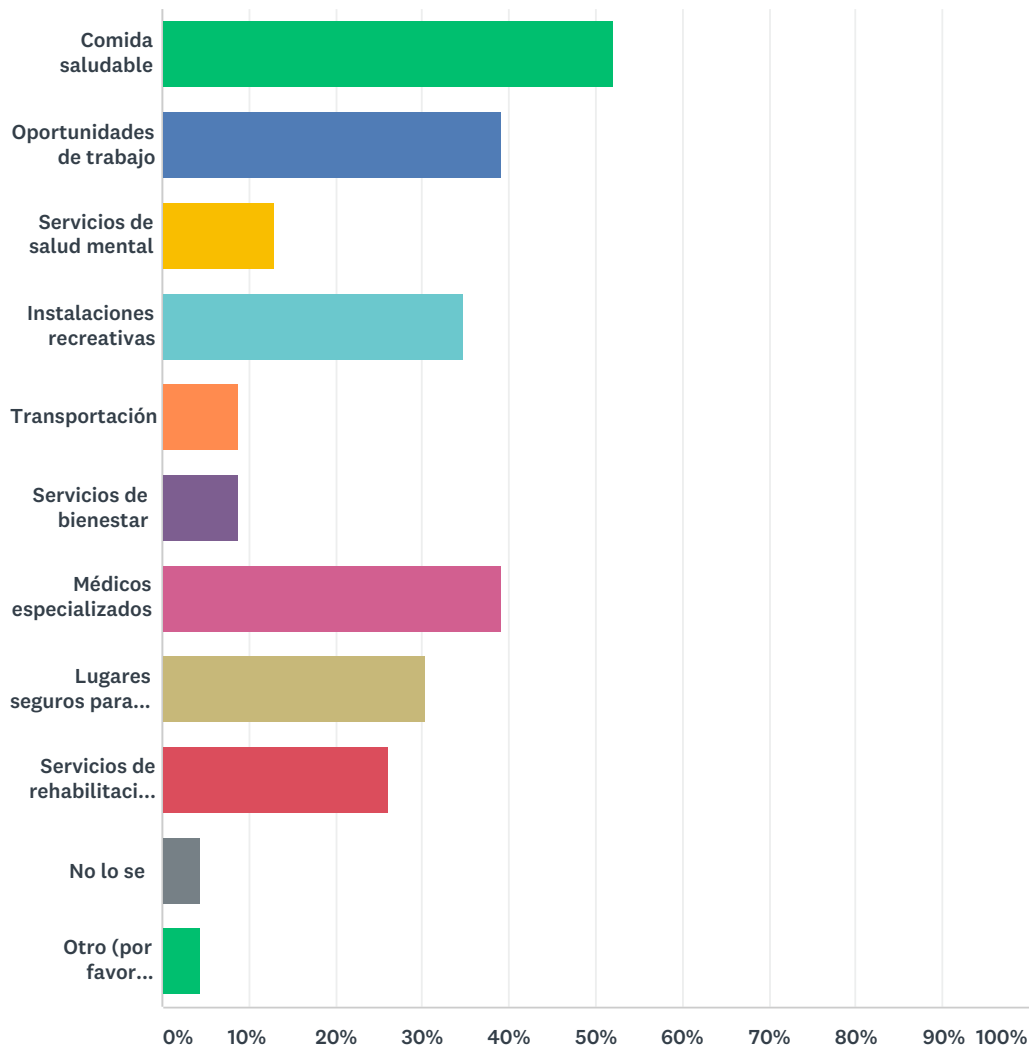


Evaluación de las necesidades de salud de la comunidad del Condado de Crawford

ANSWER CHOICES	RESPONSES	
Falta de Seguro Medico	91.30%	21
No poder pagar los co-pagos	43.48%	10
Servicios médicos muy lejos	17.39%	4
Cultura o creencias religiosas	13.04%	3
Temor (no estar listo para enfrentar problemas de salud)	17.39%	4
No entiendo la necesidad de ver a un doctor	26.09%	6
Problemas de transportación	17.39%	4
Problemas de cuidado infantil	0.00%	0
No hay citas disponibles	13.04%	3
Demasiado tiempo de espera en la oficina del doctor	21.74%	5
Demasiado tiempo de espera para obtener una cita para ver al doctor	21.74%	5
No acceso a médicos/doctores de atención primaria	4.35%	1
Barrera del lenguaje/No hablan mi idioma	43.48%	10
No sé cómo encontrar doctores	0.00%	0
Nada/No barreras	0.00%	0
No lo se	0.00%	0
Otro (por favor especifique)	0.00%	0
Total Respondents: 23		

Q3 Que se necesita para mejorar la salud de su familia y vecinos? (Marque todos los que apliquen)

Answered: 23 Skipped: 0



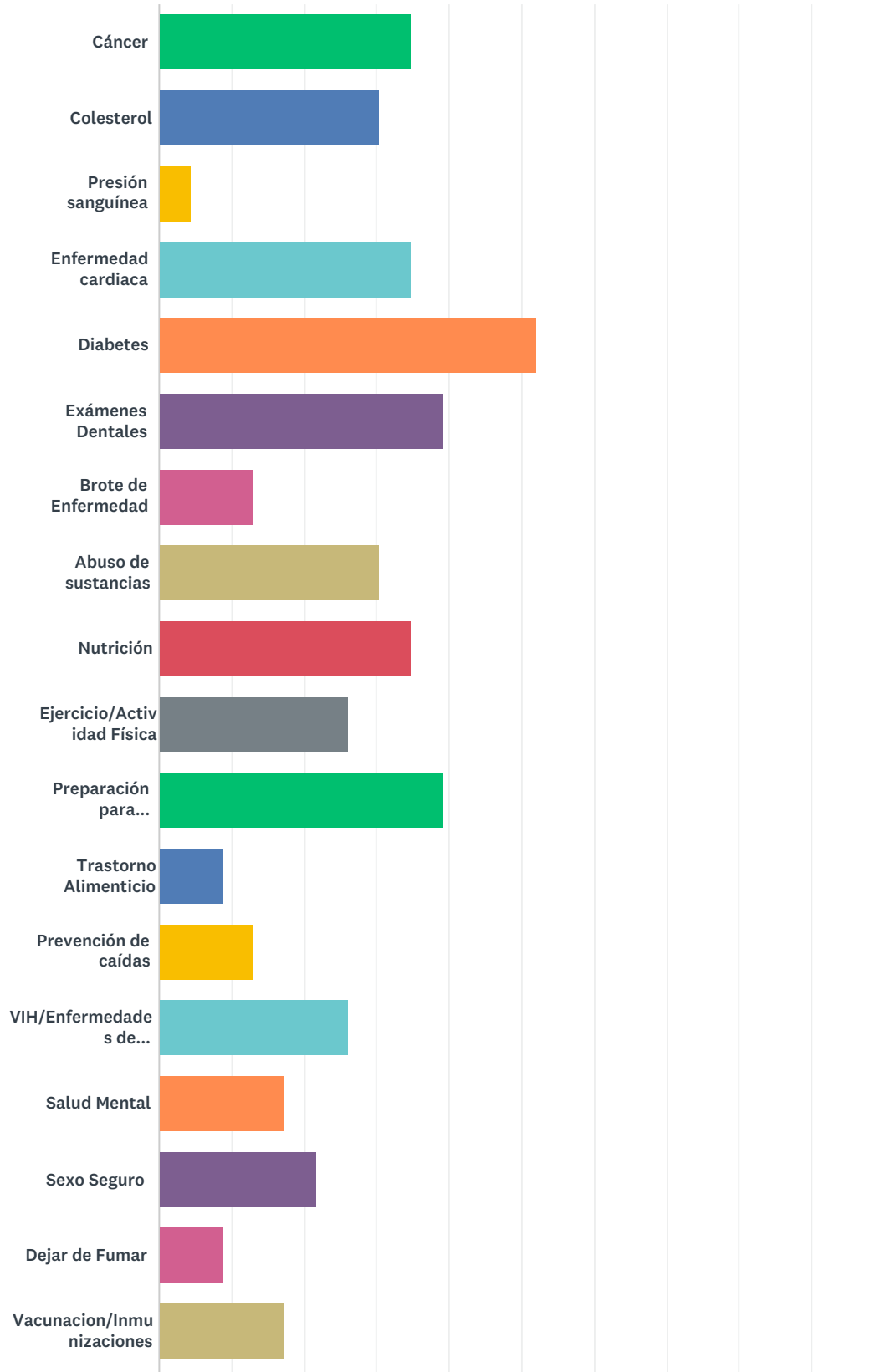
ANSWER CHOICES	RESPONSES	
Comida saludable	52.17%	12
Oportunidades de trabajo	39.13%	9
Servicios de salud mental	13.04%	3
Instalaciones recreativas	34.78%	8
Transportación	8.70%	2
Servicios de bienestar	8.70%	2
Médicos especializados	39.13%	9
Lugares seguros para caminar/jugar	30.43%	7
Servicios de rehabilitación para abuso de sustancias	26.09%	6

Evaluación de las necesidades de salud de la comunidad del Condado de Crawford

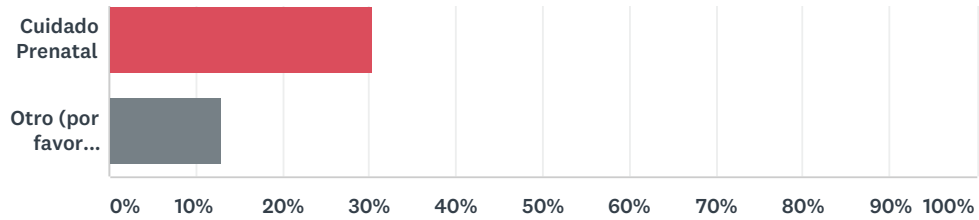
No lo se	4.35%	1
Otro (por favor especifique)	4.35%	1
Total Respondents: 23		

Q4 Que exámenes de salud o servicios de información/educativa se necesitan en su comunidad? (marque todos los que apliquen)

Answered: 23 Skipped: 0



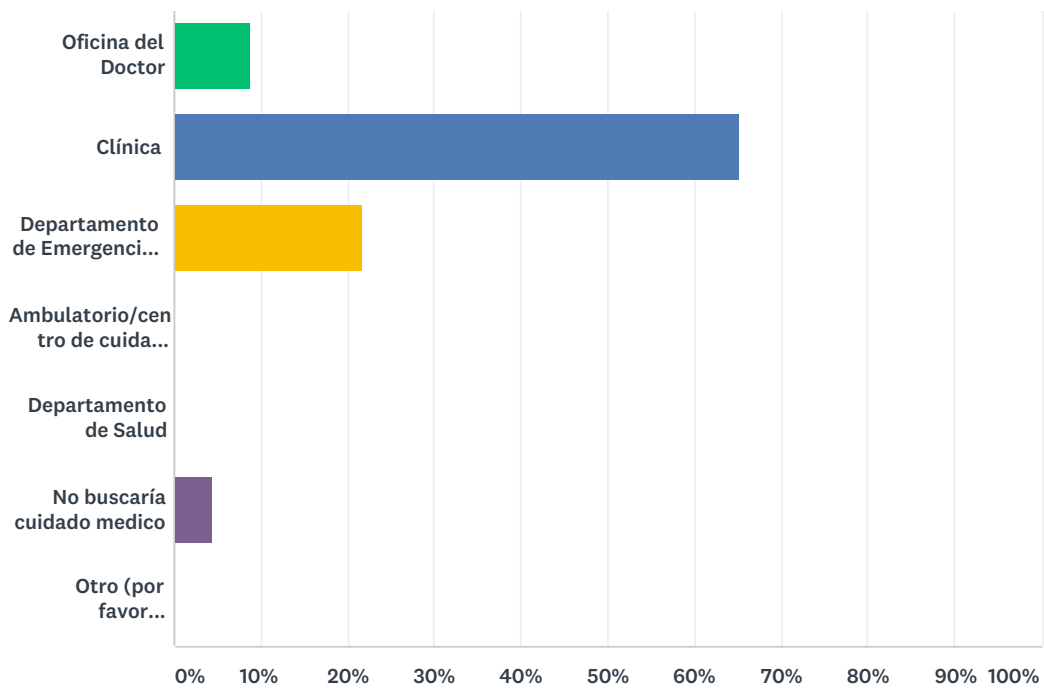
Evaluación de las necesidades de salud de la comunidad del Condado de Crawford



ANSWER CHOICES	RESPONSES	
Cáncer	34.78%	8
Colesterol	30.43%	7
Presión sanguínea	4.35%	1
Enfermedad cardíaca	34.78%	8
Diabetes	52.17%	12
Exámenes Dentales	39.13%	9
Brote de Enfermedad	13.04%	3
Abuso de sustancias	30.43%	7
Nutrición	34.78%	8
Ejercicio/Actividad Física	26.09%	6
Preparación para Emergencias	39.13%	9
Trastorno Alimenticio	8.70%	2
Prevención de caídas	13.04%	3
VIH/Enfermedades de Transmisión Sexual	26.09%	6
Salud Mental	17.39%	4
Sexo Seguro	21.74%	5
Dejar de Fumar	8.70%	2
Vacunacion/Inmunizaciones	17.39%	4
Cuidado Prenatal	30.43%	7
Otro (por favor especifique)	13.04%	3
Total Respondents: 23		

Q5 Si usted o alguien en su familia estuviera enfermo y necesita cuidado médico, a donde irían? (marque una)

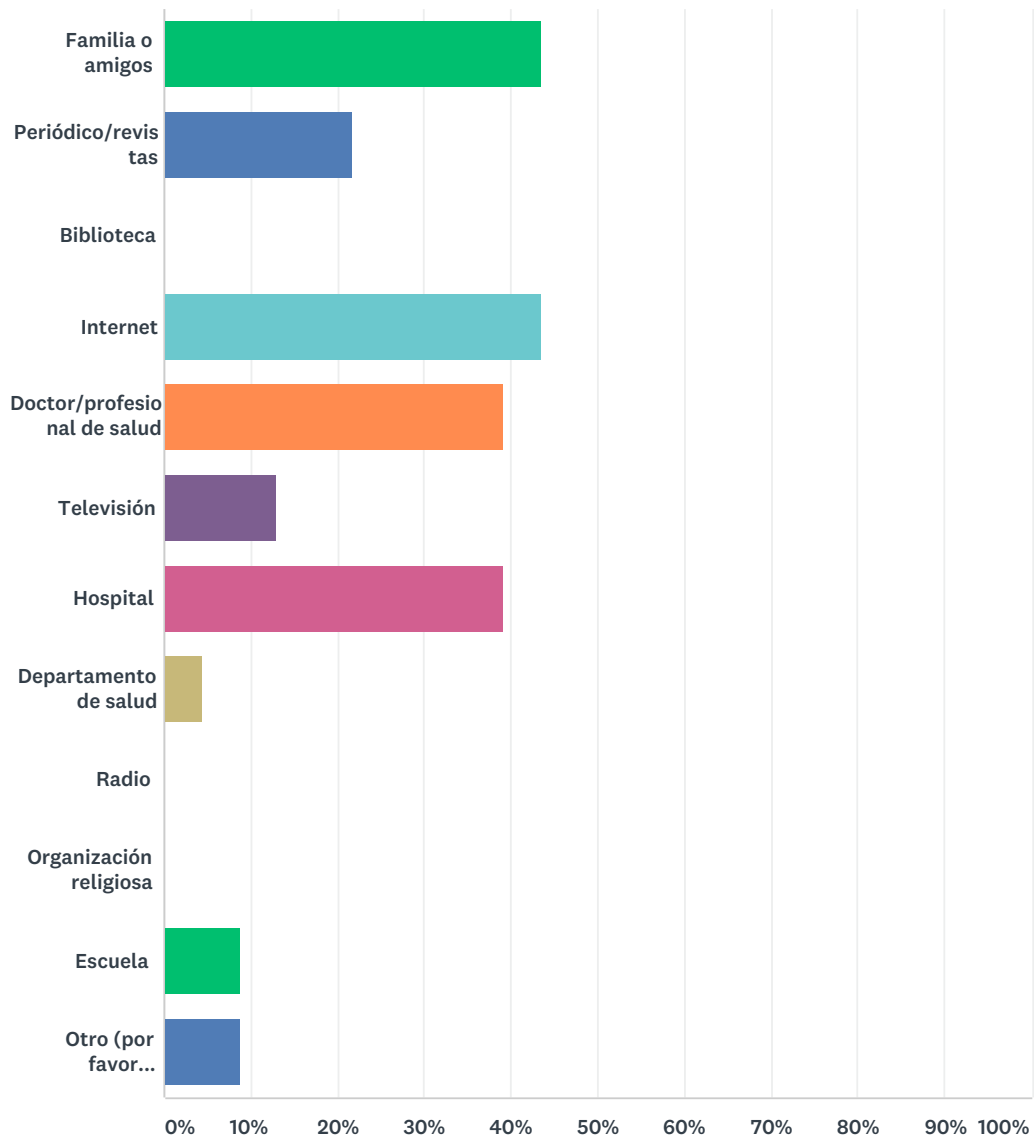
Answered: 23 Skipped: 0



ANSWER CHOICES	RESPONSES	
Oficina del Doctor	8.70%	2
Clínica	65.22%	15
Departamento de Emergencia del Hospital	21.74%	5
Ambulatorio/centro de cuidado urgente	0.00%	0
Departamento de Salud	0.00%	0
No buscaría cuidado medico	4.35%	1
Otro (por favor especifique)	0.00%	0
TOTAL		23

Q6 A donde usted y su familia obtienen la mayor parte de información de salud? (marque todas las que apliquen)

Answered: 23 Skipped: 0



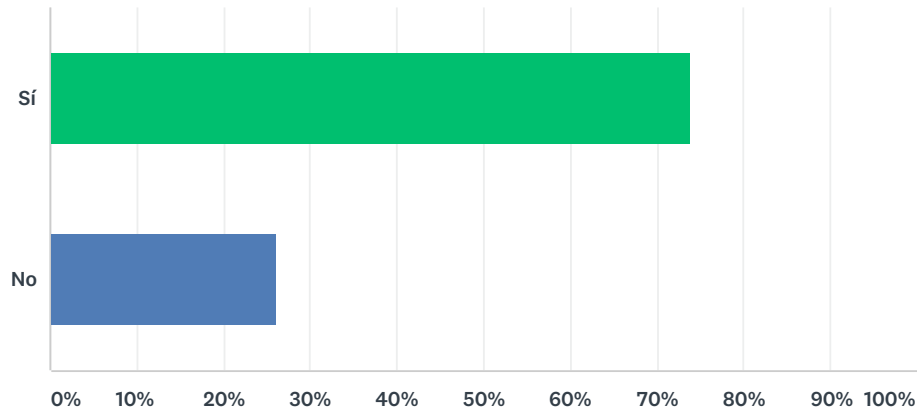
ANSWER CHOICES	RESPONSES	
Familia o amigos	43.48%	10
Periódico/revistas	21.74%	5
Biblioteca	0.00%	0
Internet	43.48%	10
Doctor/profesional de salud	39.13%	9
Televisión	13.04%	3
Hospital	39.13%	9

Evaluación de las necesidades de salud de la comunidad del Condado de Crawford

Departamento de salud	4.35%	1
Radio	0.00%	0
Organización religiosa	0.00%	0
Escuela	8.70%	2
Otro (por favor especifique)	8.70%	2
Total Respondents: 23		

Q7 Ha tenido un examen físico de rutina en los dos años pasados?

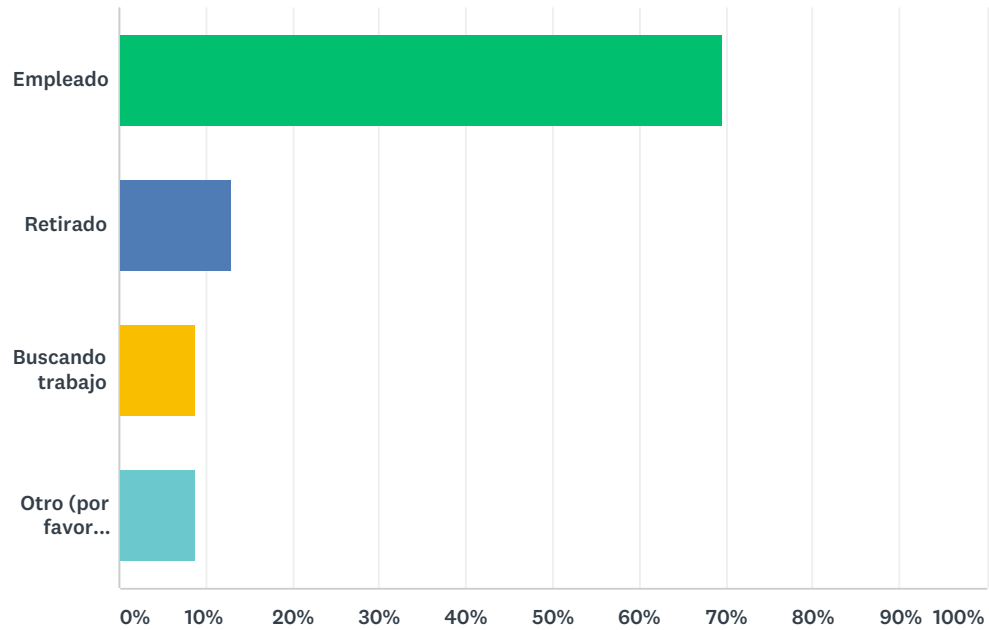
Answered: 23 Skipped: 0



ANSWER CHOICES	RESPONSES	
Sí	73.91%	17
No	26.09%	6
TOTAL		23

Q8 Esta usted trabajando, retirado o buscando trabajo?

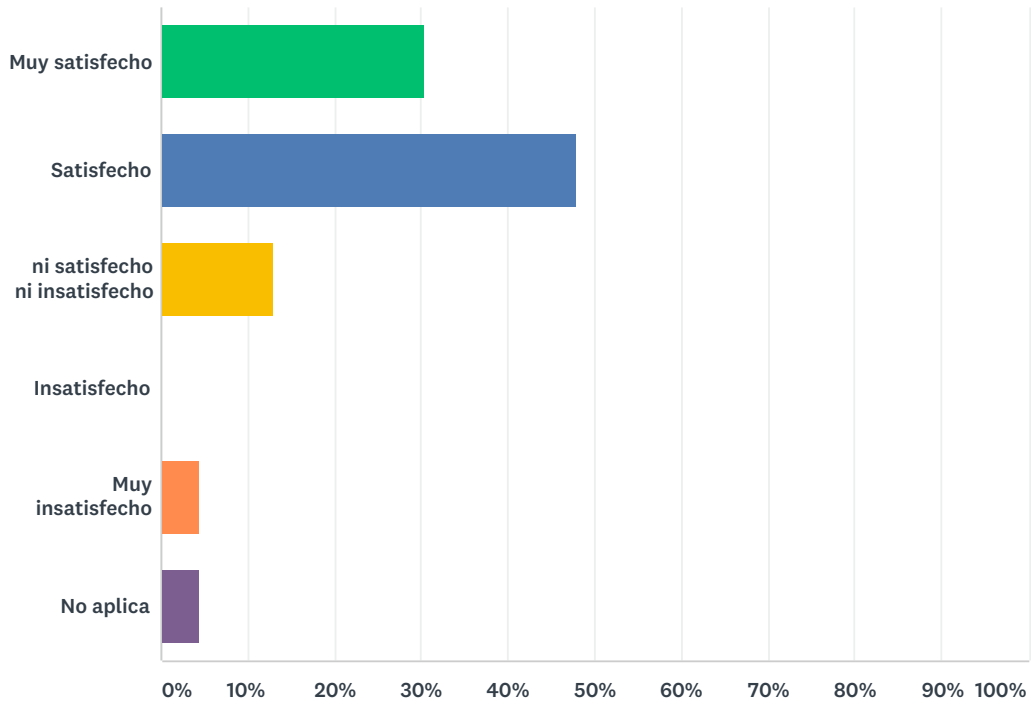
Answered: 23 Skipped: 0



ANSWER CHOICES	RESPONSES	
Empleado	69.57%	16
Retirado	13.04%	3
Buscando trabajo	8.70%	2
Otro (por favor especifique)	8.70%	2
TOTAL		23

Q9 Como se siente acerca de su situación de empleo actualmente?

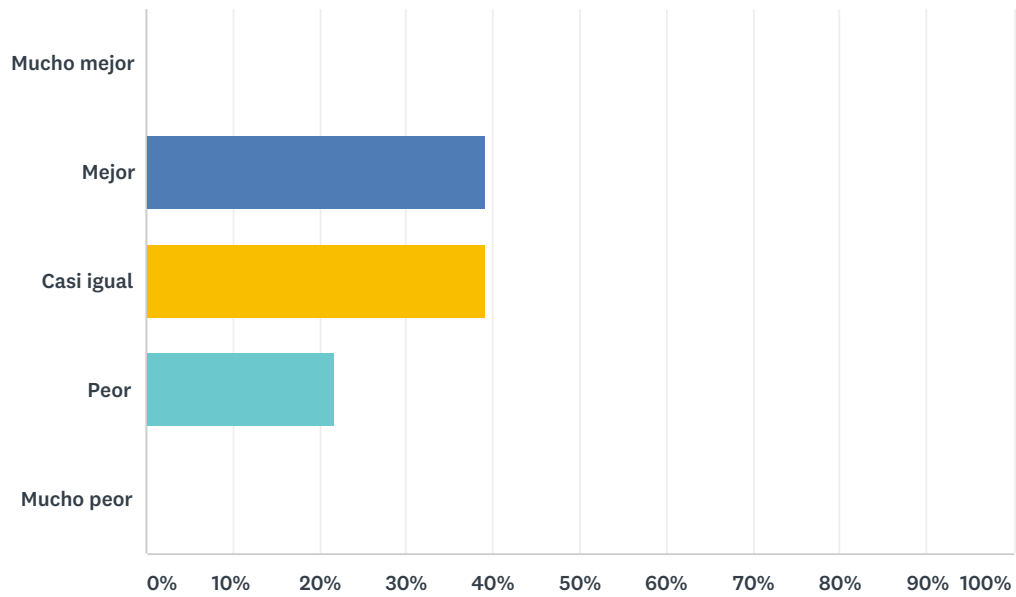
Answered: 23 Skipped: 0



ANSWER CHOICES	RESPONSES	
Muy satisfecho	30.43%	7
Satisfecho	47.83%	11
ni satisfecho ni insatisfecho	13.04%	3
Insatisfecho	0.00%	0
Muy insatisfecho	4.35%	1
No aplica	4.35%	1
TOTAL		23

Q10 Compare 5 años atrás, es su situación económica mejor, peor o igual?

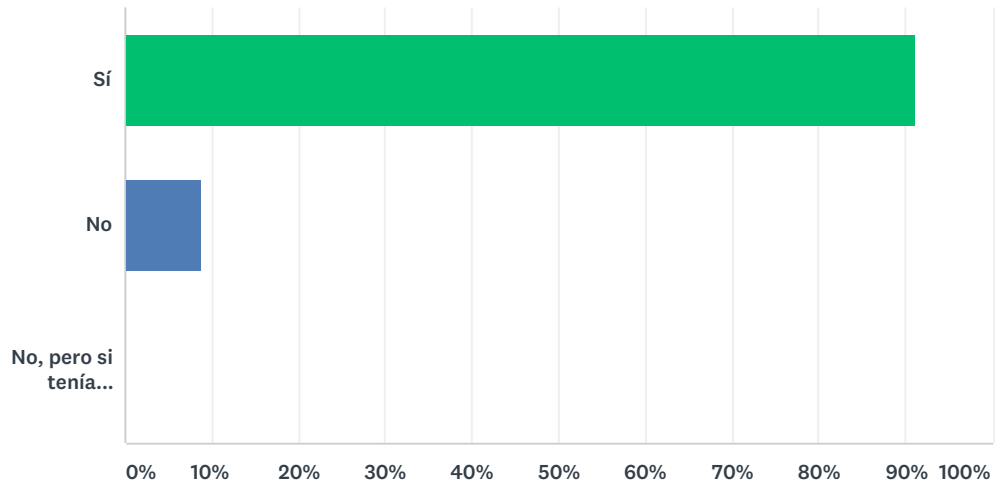
Answered: 23 Skipped: 0



ANSWER CHOICES	RESPONSES	
Mucho mejor	0.00%	0
Mejor	39.13%	9
Casi igual	39.13%	9
Peor	21.74%	5
Mucho peor	0.00%	0
TOTAL		23

Q11 Tiene seguro médico?

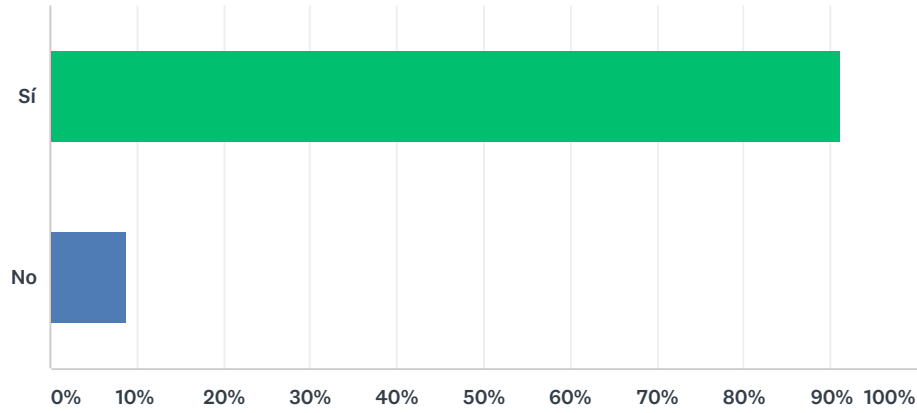
Answered: 23 Skipped: 0



ANSWER CHOICES	RESPONSES	
Sí	91.30%	21
No	8.70%	2
No, pero si tenía antes/trabajo anterior	0.00%	0
TOTAL		23

Q12 Tiene vivienda adecuada en el Condado de Crawford?

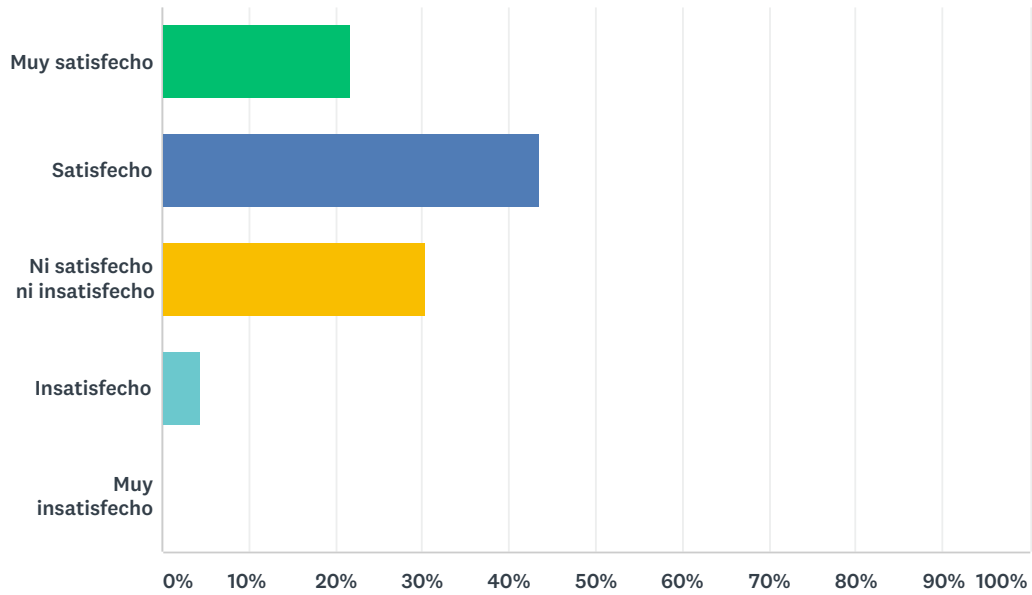
Answered: 23 Skipped: 0



ANSWER CHOICES	RESPONSES	
Sí	91.30%	21
No	8.70%	2
TOTAL		23

Q13 Cuál es el nivel de satisfacción de su condición de vivienda?

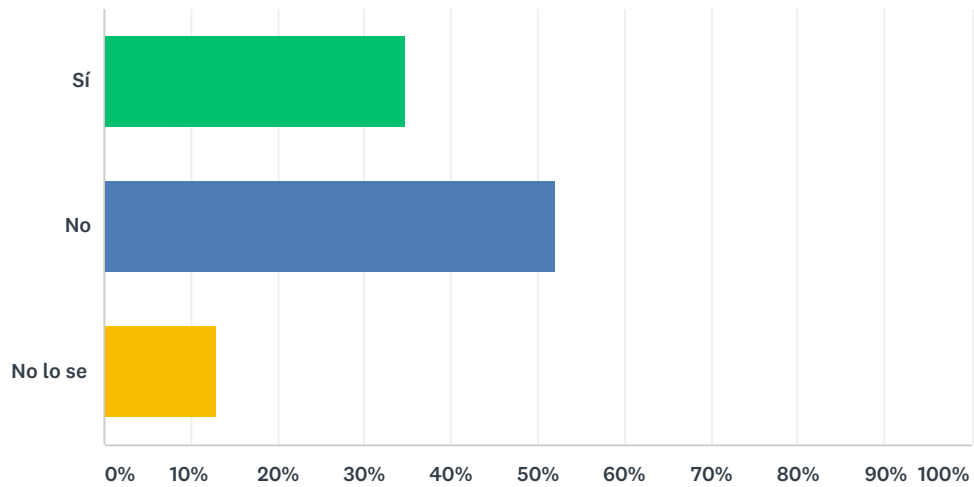
Answered: 23 Skipped: 0



ANSWER CHOICES	RESPONSES	
Muy satisfecho	21.74%	5
Satisfecho	43.48%	10
Ni satisfecho ni insatisfecho	30.43%	7
Insatisfecho	4.35%	1
Muy insatisfecho	0.00%	0
TOTAL		23

Q14 Hay un número adecuado de proveedores de cuidado infantil en el condado de Crawford?

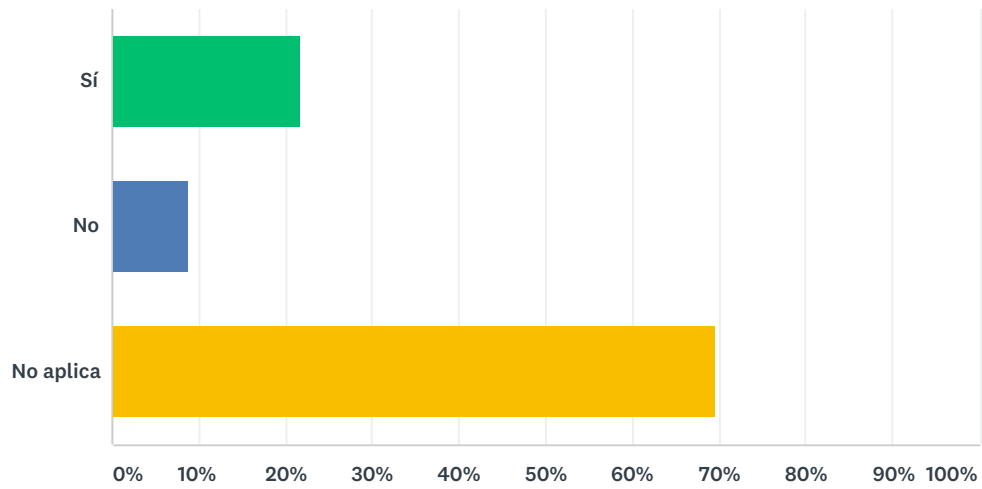
Answered: 23 Skipped: 0



ANSWER CHOICES	RESPONSES	
Sí	34.78%	8
No	52.17%	12
No lo se	13.04%	3
TOTAL		23

Q15 Si actualmente esta usando un proveedor para cuidado de niños, está satisfecho con el cuidado de niños?

Answered: 23 Skipped: 0



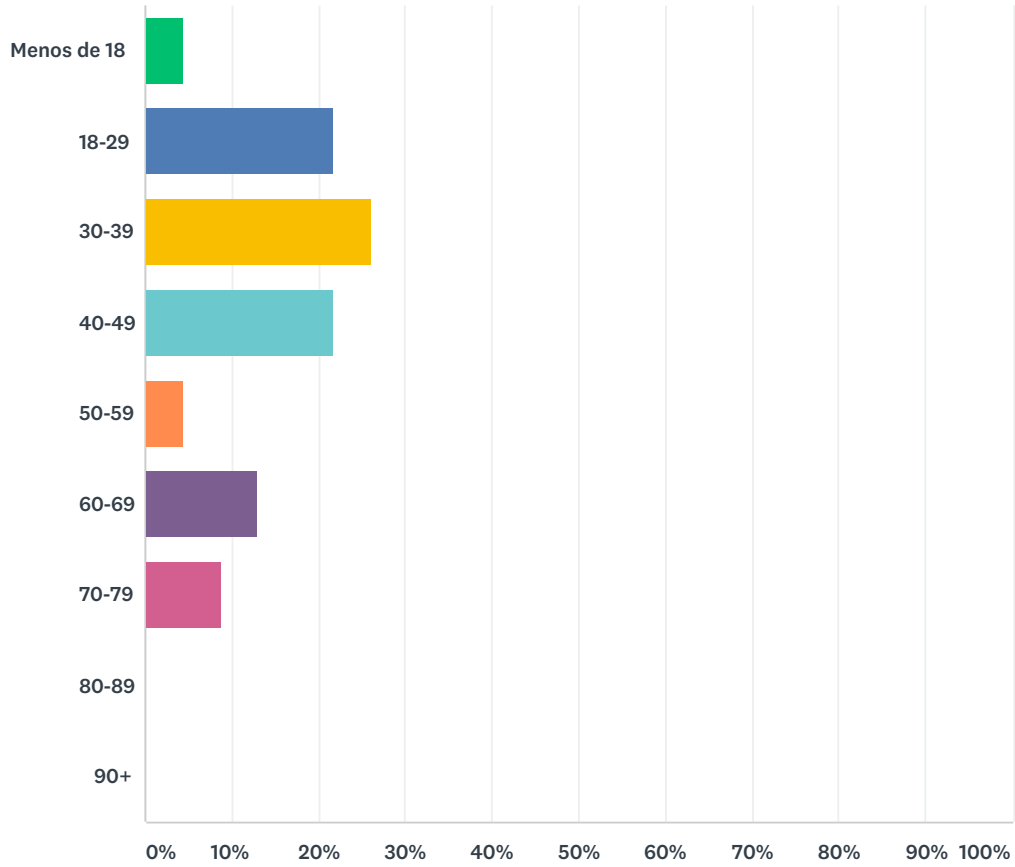
ANSWER CHOICES	RESPONSES	
Sí	21.74%	5
No	8.70%	2
No aplica	69.57%	16
TOTAL		23

Q16 Cuál es su sexo?

Answered: 23 Skipped: 0

Q17 Que categoría abajo incluye su edad?

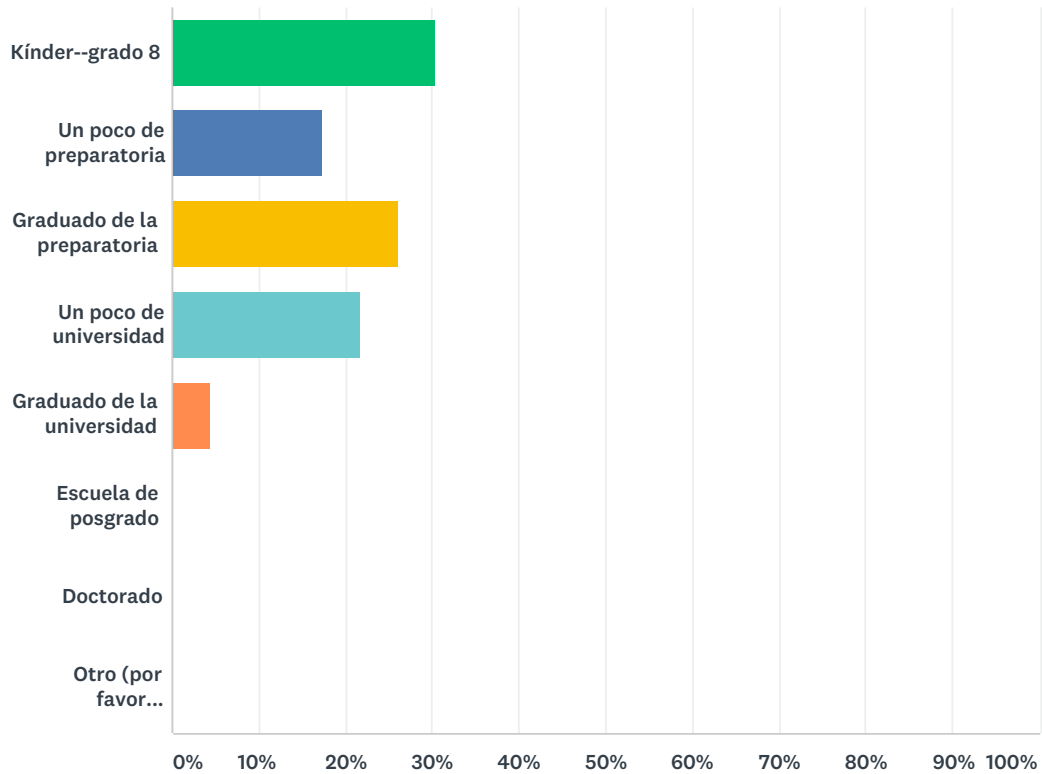
Answered: 23 Skipped: 0



ANSWER CHOICES	RESPONSES	
Menos de 18	4.35%	1
18-29	21.74%	5
30-39	26.09%	6
40-49	21.74%	5
50-59	4.35%	1
60-69	13.04%	3
70-79	8.70%	2
80-89	0.00%	0
90+	0.00%	0
TOTAL		23

Q18Cuál es su nivel más alto de educación?

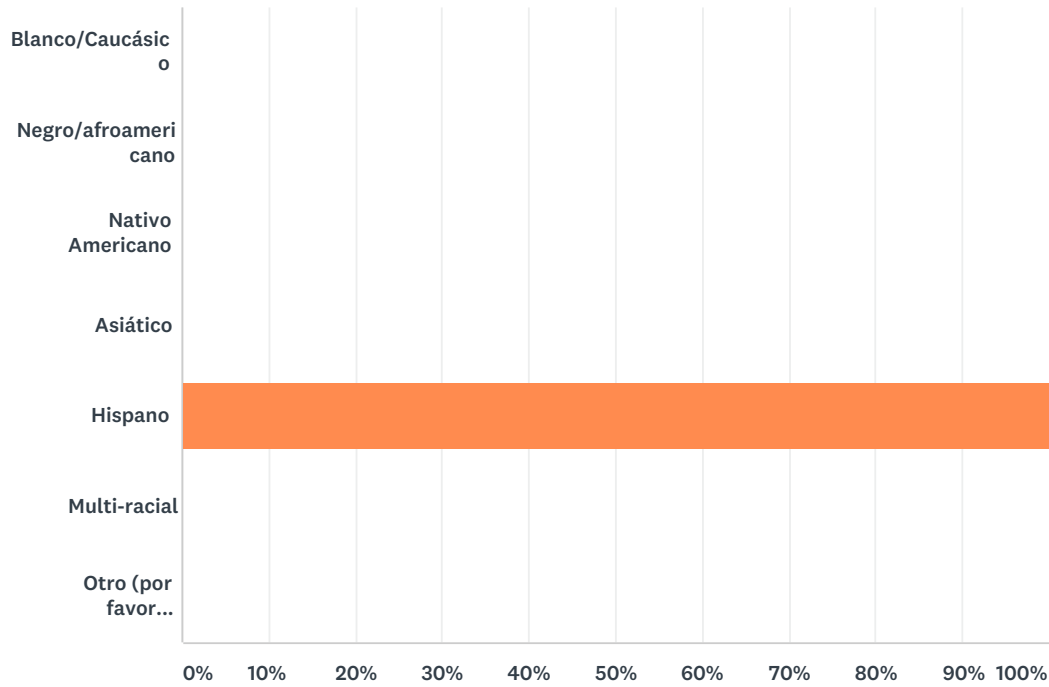
Answered: 23 Skipped: 0



ANSWER CHOICES	RESPONSES	
Kínder--grado 8	30.43%	7
Un poco de preparatoria	17.39%	4
Graduado de la preparatoria	26.09%	6
Un poco de universidad	21.74%	5
Graduado de la universidad	4.35%	1
Escuela de posgrado	0.00%	0
Doctorado	0.00%	0
Otro (por favor especifique)	0.00%	0
TOTAL		23

Q19Cuál es su identificación racial/étnico?

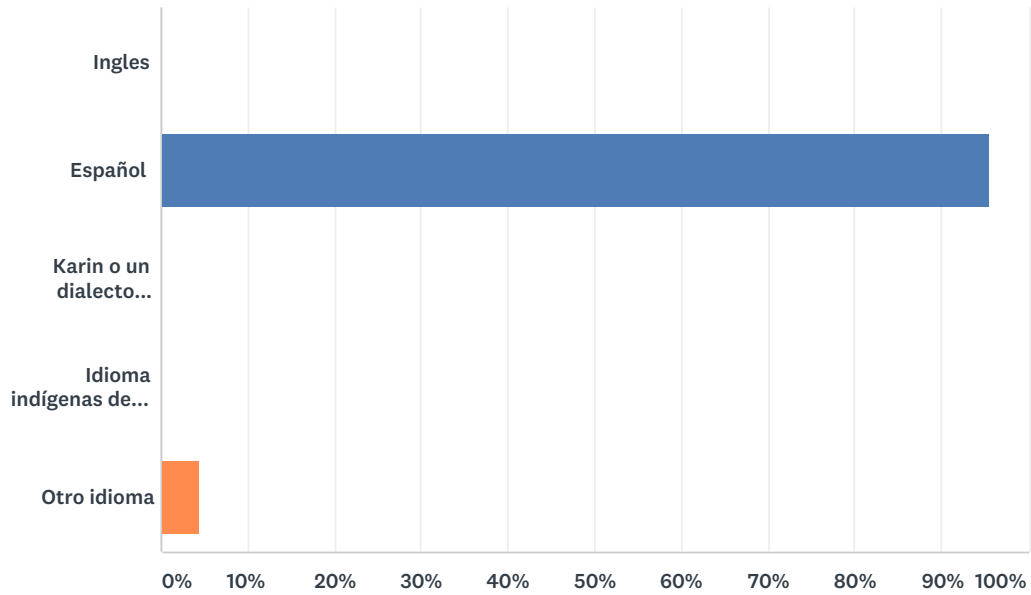
Answered: 23 Skipped: 0



ANSWER CHOICES	RESPONSES	
Blanco/Caucásico	0.00%	0
Negro/afroamericano	0.00%	0
Nativo Americano	0.00%	0
Asiático	0.00%	0
Hispano	100.00%	23
Multi-racial	0.00%	0
Otro (por favor especifique)	0.00%	0
TOTAL		23

Q20 Que idioma habla en su hogar?

Answered: 23 Skipped: 0



ANSWER CHOICES	RESPONSES	
Ingles	0.00%	0
Español	95.65%	22
Karin o un dialecto birmano	0.00%	0
Idioma indígenas del sur de sudan	0.00%	0
Otro idioma	4.35%	1
TOTAL		23

Q21 En cual código postal se localiza su hogar? (Ingrese el código postal de 5 dígitos)

Answered: 23 Skipped: 0

APPENDIX E

Crawford (CF)

County Demographics

	County	State
Population	17,056	3,145,711
% below 18 years of age	25.1%	23.3%
% 65 and older	17.5%	16.7%
% Non-Hispanic African American	2.9%	3.6%
% American Indian and Alaskan Native	1.3%	0.5%
% Asian	2.3%	2.6%
% Native Hawaiian/Other Pacific Islander	0.3%	0.1%
% Hispanic	27.9%	6.0%
% Non-Hispanic white	66.0%	85.7%
% not proficient in English	8%	2%
% Females	48.3%	50.3%
% Rural	51.8%	36.0%

	Crawford County	Error Margin	Top U.S. Performers	Iowa	Rank (of 99)
Health Outcomes					77
Length of Life					65
Premature death	6,800	5,300-8,300	5,400	6,200	
Quality of Life					87
Poor or fair health **	18%	17-18%	12%	13%	
Poor physical health days **	3.3	3.2-3.5	3.0	2.9	
Poor mental health days **	3.4	3.2-3.5	3.1	3.3	
Low birthweight	6%	5-7%	6%	7%	
Additional Health Outcomes (not included in overall ranking)					
Life expectancy	78.8	77.4-80.1	81.0	79.5	
Premature age-adjusted mortality	330	280-380	280	320	
Child mortality	80	40-140	40	50	
Infant mortality			4	5	
Frequent physical distress	11%	11-11%	9%	9%	
Frequent mental distress	11%	11-11%	10%	10%	
Diabetes prevalence	12%	10-15%	9%	10%	
HIV prevalence	72		49	94	
Health Factors					92
Health Behaviors					77
Adult smoking **	16%	16-17%	14%	17%	
Adult obesity	33%	28-39%	26%	32%	
Food environment index	7.9		8.7	8.2	
Physical inactivity	27%	23-32%	19%	23%	
Access to exercise opportunities	77%		91%	83%	
Excessive drinking **	20%	19-21%	13%	22%	
Alcohol-impaired driving deaths	0%	0-22%	13%	28%	
Sexually transmitted infections	427.1		152.8	415.6	
Teen births	33	27-38	14	20	
Additional Health Behaviors (not included in overall ranking)					
Food insecurity	11%		9%	12%	
Limited access to healthy foods	9%		2%	6%	
Drug overdose deaths			10	10	
Motor vehicle crash deaths	17	10-26	9	11	
Insufficient sleep	29%	28-30%	27%	28%	
Clinical Care					98
Uninsured	9%	8-11%	6%	5%	
Primary care physicians	4,240:1		1,050:1	1,390:1	
Dentists	2,440:1		1,260:1	1,520:1	
Mental health providers	1,550:1		310:1	700:1	
Preventable hospital stays	3,608		2,765	3,776	
Mammography screening	48%		49%	49%	
Flu vaccinations	44%		52%	51%	
Additional Clinical Care (not included in overall ranking)					
Uninsured adults	11%	9-13%	6%	6%	
Uninsured children	5%	3-6%	3%	3%	
Other primary care providers	2,437:1		726:1	1,085:1	

Social & Economic Factors

93

	Crawford County	Error Margin	Top U.S. Performers	Iowa	Rank (of 99)
High school graduation	91%		96%	91%	
Some college	48%	43-52%	73%	70%	
Unemployment	4.1%		2.9%	3.1%	
Children in poverty	14%	10-19%	11%	13%	
Income inequality	4.2	3.6-4.9	3.7	4.3	
Children in single-parent households	35%	20-49%	20%	29%	
Social associations	14.8		21.9	15.1	
Violent crime	59		63	282	
Injury deaths	75	58-95	57	67	
Additional Social & Economic Factors (not included in overall ranking)					
Disconnected youth			4%	5%	
Median household income	\$53,800	\$47,600-60,000	\$67,100	\$58,700	
Children eligible for free or reduced price lunch	66%		32%	41%	
Residential segregation - black/white			23	63	
Residential segregation - non-white/white	33		15	47	
Homicides			2	2	
Firearm fatalities			7	9	
Physical Environment					29
Air pollution - particulate matter **	8.8		6.1	9.0	
Drinking water violations	No				
Severe housing problems	11%	8-13%	9%	12%	
Driving alone to work	79%	76-82%	72%	81%	
Long commute - driving alone	16%	12-21%	15%	20%	
Additional Physical Environment (not included in overall ranking)					
Homeownership	72%	69-75%	61%	71%	
Severe housing cost burden	8%	5-10%	7%	10%	

Areas to Explore Areas of Strength

^ 10th/90th percentile, i.e., only 10% are better.
 Note: Blank values reflect unreliable or missing data
 ** Data should not be compared with prior years

APPENDIX F



CRAWFORD COUNTY MEMORIAL HOSPITAL

FOR IMMEDIATE RELEASE

Contact: Don Luensmann, Director of Marketing & Development
712-265-2515

CRAWFORD COUNTY MEMORIAL HOSPITAL BEGINS COMMUNITY HEALTH NEEDS ASSESSMENT PROCESS

(Denison, IA) – Crawford County Memorial Hospital (CCMH) is conducting a community health needs assessment (CHNA) to identify current health needs and develop strategies to positively impact health and wellness changes. CCMH conducts a community health needs assessment every three years.

The overarching goal of the assessment is to create a long-term plan and systematic effort that improves community health and wellness.

“Listening gives us the insight we need to best serve the people in our region,” Bill Bruce, President and CEO of CCMH said. “Past assessments led to the recruitment of additional physicians, creation of the patient transportation service, the addition of the City Center clinic, and extended hours and a Saturday morning clinic at the Main Campus.”

CCMH is reviewing existing health care data and is seeking additional input from community and county residents. The CHNA process includes a review of benchmarked county health data along with an initiative that involves the community through surveys and focus groups. The process began in March and will continue through the end of May 2019.

Bruce went on to say, “We believe the health needs of our community can best be understood and addressed through a process that includes input from a variety of sources. We know we are stronger, and healthier, when we work together to identify, plan and serve the needs of residents in the communities we serve.”

Bruce also explained residents can provide their input by taking an online survey. For English speakers, the survey can be found at <https://www.surveymonkey.com/r/96HNNHFF>. Spanish speaking residents can find the same survey in their native language at <https://www.surveymonkey.com/r/GN688GS>. The surveys will remain available to residents for their input through March 31, 2019.

Paper copies of the surveys, in both languages, are available at CCMH at 100 Medical Parkway in Denison, or at the Chamber and Development Council offices, located at 18 S. Main St. in Denison.

The mission of Crawford County Memorial Hospital is to provide efficient and effective health care services to all persons within Crawford County and the surrounding area by demonstrating our concern for the human body, mind, and spirit in a caring atmosphere.